

# SARS-CoV-2 (COVID-19) Spike (ECD) Protein, B.1.1.7 / Alpha variant, His tag (active)

**Cat. No. GTX136059-pro**

**Applications** Binding Assay, WB, ELISA, Sandwich ELISA

**Species** SARS Coronavirus 2

**Package**

100 µg

## Properties

**Form** Liquid

**Buffer** PBS

**Preservative** No preservative

**Storage** Store as concentrated solution. Centrifuge briefly prior to opening vial. Aliquot and store at -20°C or below. Avoid multiple freeze-thaw cycles. For long-term storage after reconstitution, aliquot and store at -70°C or below. Do not vortex.

**Concentration** 0.3 mg/ml (Please refer to the vial label for the specific concentration.)

## Region/Sequence

SARS-CoV-2 Spike of QHD43416.1 (1-1213 a.a, extracellular domain) with UK variant (501Y.V1 / B.1.1.7) mutations (deletion 69-70, deletion 144, N501Y, A570D, D614G, P681H, T716I, S982A, D1118H), S1-S2 cleavage site mutations (682-685GSAS), 6 stabilizing (HexaPro) mutations (F817P, A892P, A899P, A942P, K986P, V987P), and T4 trimerization domain as well as a C-terminal His tag.

**Expression System** HEK293 cells

**Purity** >95%

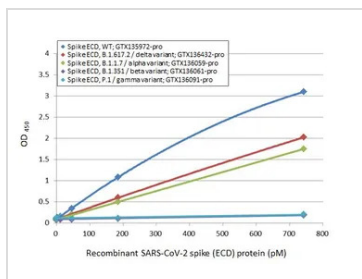
**Conjugation** Unconjugated

## Note

For laboratory research use only. Not for any clinical, therapeutic, or diagnostic use in humans or animals. Not for animal or human consumption.

Purchasers shall not, and agree not to enable third parties to, analyze, copy, reverse engineer or otherwise attempt to determine the structure or sequence of the product.

## DATA IMAGES



## GTX136059-pro ELISA Image

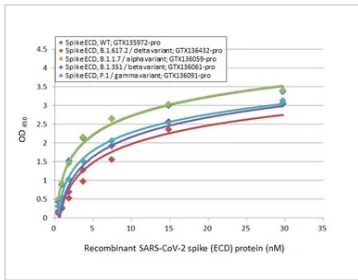
Sandwich ELISA detection of recombinant Spike ECD protein(s) derived from different strains of SARS-CoV-2 virus (ie., Wild type; B.1.1.7 alpha variant; B.1.351 beta variant; P.1 gamma variant; B.1.617.2 delta variant) using antibodies as below.

**Capture:** SARS-CoV-2 (COVID-19) Spike RBD antibody [HL1014] (GTX635807) (5 µg/mL)

**Detection:** SARS-CoV-2 (COVID-19) Spike RBD antibody [HL1003] (HRP) (GTX635792-01) (1 µg/mL)

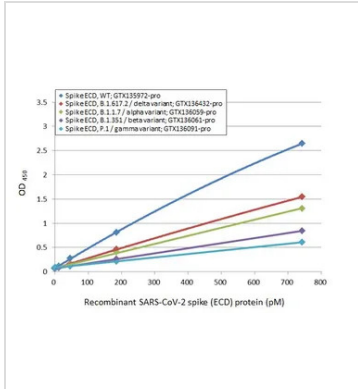


For full product information, images and publications, please visit our [website](https://www.genetex.com).



### GTX136059-pro ELISA Image

Indirect ELISA analysis performed by coating plate with recombinant Spike ECD protein(s) derived from different strains of SARS-CoV-2 virus (ie., Wild type; B.1.1.7 alpha variant; B.1.351 beta variant; P.1 gamma variant; B.1.617.2 delta variant) (29.71-0.46 nM). Coated protein was probed with SARS-CoV-2 (COVID-19) Spike RBD antibody [HL1002] (GTX635791) (1 µg/mL). Goat anti-rabbit IgG antibody (HRP) (GTX213110-01) (1:10000) was used to detect bound primary antibody.



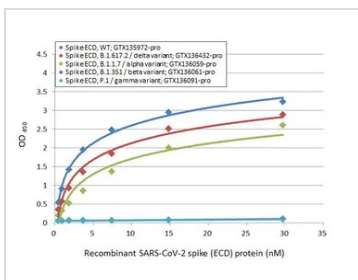
### GTX136059-pro ELISA Image

Sandwich ELISA detection of recombinant Spike ECD protein(s) derived from different strains of SARS-CoV-2 virus (ie., Wild type; B.1.617.2 delta variant; B.1.1.7 alpha variant; B.1.351 beta variant; P.1 gamma variant) using antibodies as below.

**Capture:** SARS-CoV-2 (COVID-19) Spike RBD antibody [HL1014] (GTX635807) (5 µg/mL)

**Detection:** HRP-conjugated SARS-CoV-2 (COVID-19) Spike RBD antibody [HL1002] (GTX635791) (1 µg/mL)

Please notice that GTX635791 needs to be conjugated to HRP to function as the detection antibody when paired with GTX635807. Please contact us for custom HRP-conjugated antibody.

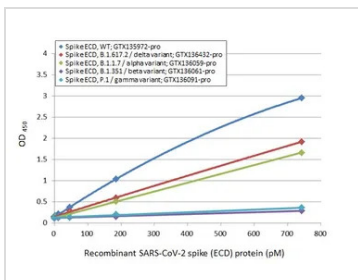


### GTX136059-pro ELISA Image

Sandwich ELISA detection of recombinant Spike ECD protein(s) derived from different strains of SARS-CoV-2 virus (ie., Wild type; B.1.1.7 alpha variant; B.1.351 beta variant; P.1 gamma variant; B.1.617.2 delta variant) using antibodies as below.

**Capture:** SARS-CoV / SARS-CoV-2 (COVID-19) spike antibody [1A9] (GTX632604) (5 µg/mL)

**Detection:** SARS-CoV-2 (COVID-19) Spike RBD antibody [HL1003] (GTX635792) (1 µg/mL)

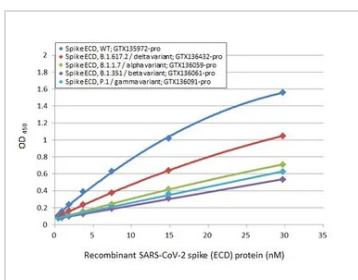


### GTX136059-pro ELISA Image

Sandwich ELISA detection of recombinant Spike ECD protein(s) derived from different strains of SARS-CoV-2 virus (ie., Wild type; B.1.1.7 alpha variant; B.1.351 beta variant; P.1 gamma variant; B.1.617.2 delta variant) using antibodies as below.

**Capture:** SARS-CoV-2 (COVID-19) Spike RBD antibody [HL1014] (GTX635807) (5 µg/mL)

**Detection:** SARS-CoV-2 (COVID-19) Spike RBD antibody [HL1004] (HRP) (GTX635793-01) (1 µg/mL)



### GTX136059-pro ELISA Image

Sandwich ELISA detection of recombinant Spike ECD protein(s) derived from different strains of SARS-CoV-2 virus (ie., Wild type; B.1.1.7 alpha variant; B.1.351 beta variant; P.1 gamma variant; B.1.617.2 delta variant) using antibodies as below.

**Capture:** SARS-CoV / SARS-CoV-2 (COVID-19) spike antibody [1A9] (GTX632604) (5 µg/mL)

**Detection:** SARS-CoV-2 (COVID-19) Spike S1 antibody [HL263] (GTX635672) (1 µg/mL)



For full product information, images and publications, please visit our [website](https://www.genetex.com).