

SARS-CoV-2 (COVID-19) Spike (ECD) Protein, B.1.617.2 / delta variant, His tag (active)

Cat. No. GTX136432-pro

Applications Binding Assay, ELISA, Sandwich ELISA

Species SARS Coronavirus 2

Package

100 µg

Applications

Application Note

Recommended antibody pairs for sandwich ELISA:

Capture: GTX635807, Detection: GTX635791.

Please notice that GTX635791 needs to be conjugated to HRP when paired with GTX635807. Please contact us for custom HRP-conjugated antibody.

Properties

Form Liquid

Buffer PBS

Preservative No preservative

Storage Store as concentrated solution. Centrifuge briefly prior to opening vial. Aliquot and store at -20°C or below. Avoid multiple freeze-thaw cycles. For long-term storage after reconstitution, aliquot and store at -70°C or below. Do not vortex.

Concentration 0.6 mg/ml (Please refer to the vial label for the specific concentration.)

Region/Sequence SARS-CoV-2 Spike of QHD43416.1 (1-1213 a.a, extracellular domain) with delta variant (B.1.617.2) mutations (T19R, G142D, del156-157, R158G, L452R, T478K, D614G, P681R, D950N), S1-S2 cleavage site mutations (682-685GSAS), 6 stabilizing (HexaPro) mutations (F817P, A892P, A899P, A942P, K986P,V987P), and T4 trimerization domain as well as a C-terminal His tag.

Expression System HEK293 cells

Purity >95%

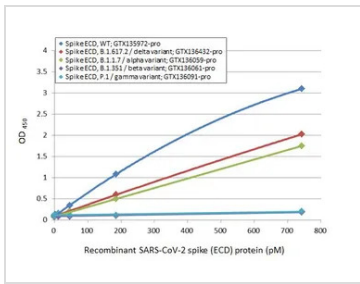
Conjugation Unconjugated

Note For *In vitro* laboratory use only. Not for any clinical, therapeutic, or diagnostic use in humans or animals. Not for animal or human consumption.



For full product information, images and publications, please visit our [website](#).

DATA IMAGES

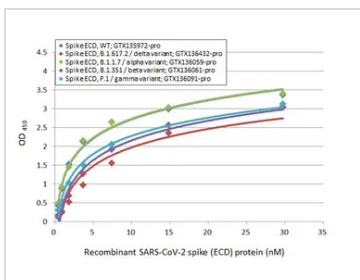


GTX136432-pro ELISA Image

Sandwich ELISA detection of recombinant Spike ECD protein(s) derived from different strains of SARS-CoV-2 virus (ie., Wild type; B.1.1.7 alpha variant; B.1.351 beta variant; P.1 gamma variant; B1.617.2 delta variant) using antibodies as below.

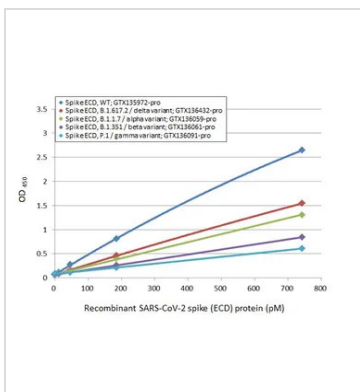
Capture: SARS-CoV-2 (COVID-19) Spike RBD antibody [HL1014] (GTX635807) (5 µg/mL)

Detection: SARS-CoV-2 (COVID-19) Spike RBD antibody [HL1003] (HRP) (GTX635792-01) (1 µg/mL)



GTX136432-pro ELISA Image

Indirect ELISA analysis performed by coating plate with recombinant Spike ECD protein(s) derived from different strains of SARS-CoV-2 virus (ie., Wild type; B.1.1.7 alpha variant; B.1.351 beta variant; P.1 gamma variant; B1.617.2 delta variant) (29.71-0.46 nM). Coated protein was probed with SARS-CoV-2 (COVID-19) Spike RBD antibody [HL1002] (GTX635791) (1 µg/mL). Goat anti-rabbit IgG antibody (HRP) (GTX213110-01) (1:10000) was used to detect bound primary antibody.



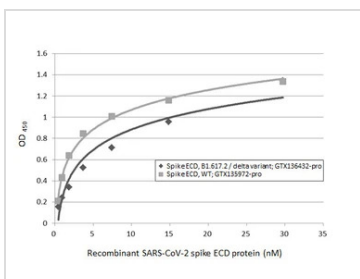
GTX136432-pro ELISA Image

Sandwich ELISA detection of recombinant Spike ECD protein(s) derived from different strains of SARS-CoV-2 virus (ie., Wild type; B1.617.2 delta variant; B.1.1.7 alpha variant; B.1.351 beta variant; P.1 gamma variant) using antibodies as below.

Capture: SARS-CoV-2 (COVID-19) Spike RBD antibody [HL1014] (GTX635807) (5 µg/mL)

Detection: HRP-conjugated SARS-CoV-2 (COVID-19) Spike RBD antibody [HL1002] (GTX635791) (1 µg/mL)

Please notice that GTX635791 needs to be conjugated to HRP to function as the detection antibody when paired with GTX635807. Please contact us for custom HRP-conjugated antibody.



GTX136432-pro ELISA Image

Indirect ELISA analysis performed by coating plate with recombinant Spike ECD protein(s) derived from different strains of SARS-CoV-2 virus (ie., Wild type; B1.617.2 delta variant) (29.71-0.46 nM). Coated protein was probed with SARS-CoV-2 (COVID-19) Spike RBD antibody [HL1003-HU] (GTX635866) (1 µg/mL). Human IgG antibody (HRP) (1:200000) was used to detect bound primary antibody.



For full product information, images and publications, please visit our [website](#).