

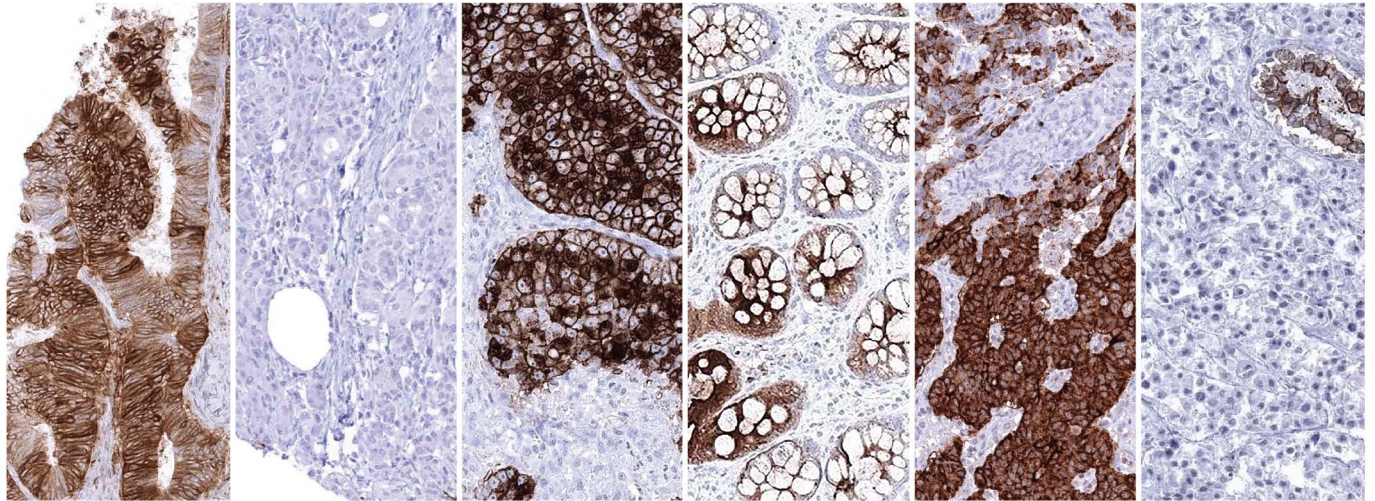
HistoMAX™

Your Expertise

Our Antibodies

Accelerated Discovery

IHC-validated Antibodies

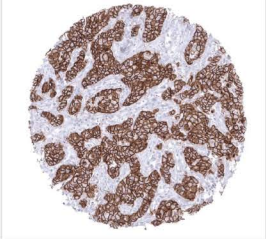







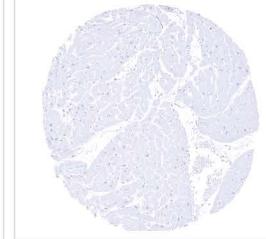


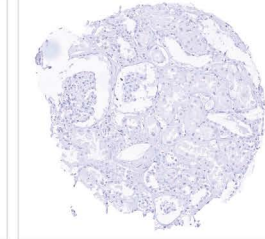







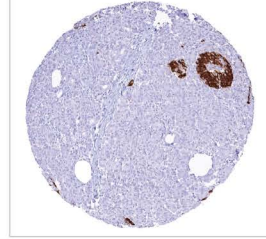


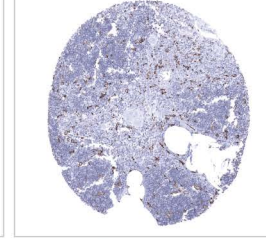


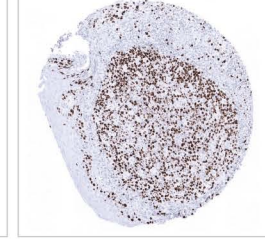



GeneTex is proud to introduce its HistoMAX™ product line consisting of monoclonal antibodies specifically vetted for IHC. All of these reagents were extensively evaluated using formalin-fixed human normal tissues (more than 70 different sections) and cancer tissue arrays to guarantee specificity and best-in-class performance. Only antibodies that have passed these stringent performance criteria for IHC are added to the HistoMAX™ portfolio. Information regarding both manual and autostainer (Dako/BOND RX/Ventana) staining protocols is also included.

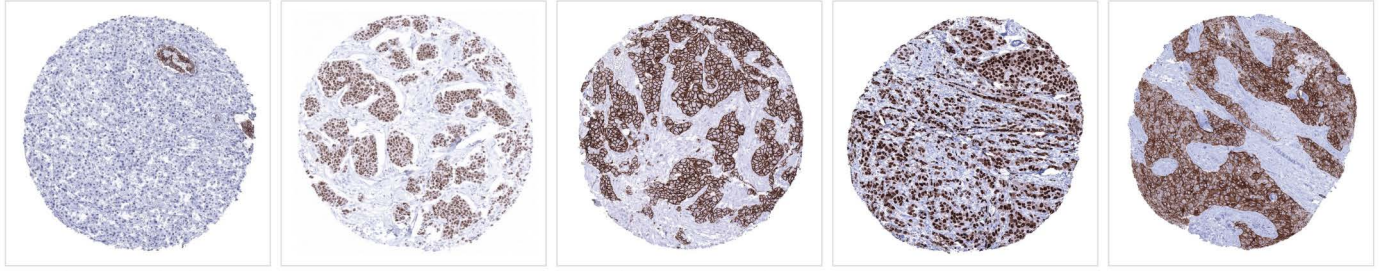
Normal tissues









| | | | | |
|--|--|---|---|---|
| <p>Breast tissue</p>  <p>E-Cadherin antibody [MSVA-035R] HistoMAX™ (GTX04367)  </p> | <p>Descending colon tissue</p>  <p>ACE2 antibody [MSVA-919R] HistoMAX™ (GTX04425)  </p> | <p>Esophageal squamous epithelium tissue</p>  <p>Cytokeratin 14 antibody [MSVA-614R] HistoMAX™ (GTX04377) </p> | <p>Heart tissue</p>  <p>CTLA4 antibody [MSVA-152R] HistoMAX™ (GTX04439)  </p> | <p>Kidney tissue</p>  <p>Insulin antibody [HMV308] HistoMAX™ (GTX639932)  </p> |
| <p>Liver tissue</p>  <p>CD31 antibody [MSVA-031M] HistoMAX™ (GTX04395) </p> | <p>Ovarian tissue</p>  <p>CD163 antibody [MSVA-163M] HistoMAX™ (GTX04381)  </p> | <p>Pancreatic tissue</p>  <p>C-Peptide antibody [HMV363] HistoMAX™ (GTX639928)  </p> | <p>Thymus tissue</p>  <p>Iba1 antibody [MSVA-955M] HistoMAX™ (GTX04465)  </p> | <p>Tonsil surface epithelium tissue</p>  <p>Ki67 antibody [MSVA-267M] HistoMAX™ (GTX04361) </p> |


Breast Cancer






E-Cadherin antibody [MSVA-035R] HistoMAX™ (GTX04367)  

GATA3 antibody [MSVA-450M] HistoMAX™ (GTX04420) 

Her2 / ErbB2 antibody [MSVA-340R] HistoMAX™ (GTX04428) 

Progesterone Receptor antibody [MSVA-570R] HistoMAX™ (GTX04431) 



TACSTD2 antibody [MSVA-733R] HistoMAX™ (GTX04443)   



Pancreatic Cancer



BRG1 antibody [MSVA-397R] HistoMAX™ (GTX04486) 

















































GP2 antibody [MSVA-475M] HistoMAX™ (GTX04436)  

C-Peptide antibody [HMV363] HistoMAX™ (GTX639928)  

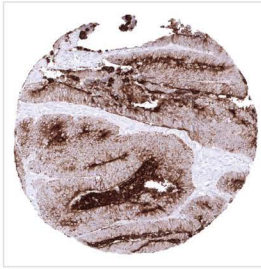
Insulin antibody [HMV308] HistoMAX™ (GTX639932)  

TFF1 antibody [MSVA-482M] HistoMAX™ (GTX04488) 

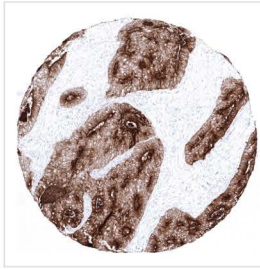
Selected HistoMAX™ Recombinant Antibodies

| | Cat. No. | Product Name | Clonality | Reactivity |
|---|-----------|---|------------|------------|
|   | GTX639945 | Brachyury antibody [HMV321] HistoMAX™ | Rec Rb mAb | Hu |
|   | GTX639931 | Caspase 3 antibody [HMV307] HistoMAX™ | Rec Rb mAb | Hu |
|   | GTX639943 | CBP antibody [HMV319] HistoMAX™ | Rec Rb mAb | Hu |
|   | GTX639939 | CD32 antibody [HMV315] HistoMAX™ | Rec Rb mAb | Hu |
|   | GTX639933 | Claudin 3 antibody [HMV309] HistoMAX™ | Rec Rb mAb | Hu |
|   | GTX639928 | C-Peptide antibody [HMV363] HistoMAX™ | Rec Rb mAb | Hu |
|   | GTX639927 | Glucocorticoid Receptor antibody [HMV304] HistoMAX™ | Rec Rb mAb | Hu |
|   | GTX639924 | GPX2 antibody [HMV301] HistoMAX™ | Rec Rb mAb | Hu |
|   | GTX639938 | HMGA2 antibody [HMV314] HistoMAX™ | Rec Rb mAb | Hu |
|   | GTX639941 | HMGB1 antibody [HMV317] HistoMAX™ | Rec Rb mAb | Hu |
|   | GTX639932 | Insulin antibody [HMV308] HistoMAX™ | Rec Rb mAb | Hu |
|   | GTX639935 | KDM6A antibody [HMV311] HistoMAX™ | Rec Rb mAb | Hu |
|   | GTX639934 | MUC2 antibody [HMV310] HistoMAX™ | Rec Rb mAb | Hu |
|   | GTX639940 | MX1 antibody [HMV316] HistoMAX™ | Rec Rb mAb | Hu |
|   | GTX639925 | PD-L1 antibody [H302] HistoMAX™ | Rec Rb mAb | Hu |
|   | GTX639942 | Pepsinogen I antibody [HMV318] HistoMAX™ | Rec Rb mAb | Hu |
|   | GTX639944 | SDHB antibody [HMV320] HistoMAX™ | Rec Rb mAb | Hu |
|   | GTX639926 | Somatostatin antibody [HMV303] HistoMAX™ | Rec Rb mAb | Hu |
|   | GTX639930 | StAR antibody [HMV306] HistoMAX™ | Rec Rb mAb | Hu |
|   | GTX639929 | Thymidylate synthase antibody [HMV305] HistoMAX™ | Rec Rb mAb | Hu |
|   | GTX639946 | TIGIT antibody [HMV322] HistoMAX™ | Rec Rb mAb | Hu |
|   | GTX639947 | TIGIT antibody [HMV323] HistoMAX™ | Rec Rb mAb | Hu |
|   | GTX639937 | TRIM72 antibody [HMV313] HistoMAX™ | Rec Rb mAb | Hu |
|   | GTX639936 | Tyrosine Hydroxylase antibody [HMV312] HistoMAX™ | Rec Rb mAb | Hu |

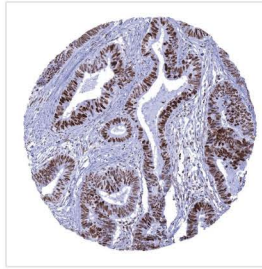
Colorectal Adenocarcinoma





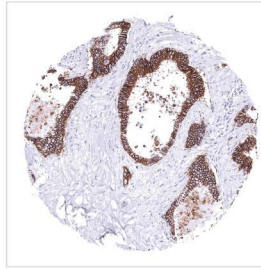
ACE2 antibody
[MSVA-919R] HistoMAX™
(GTX04425)  





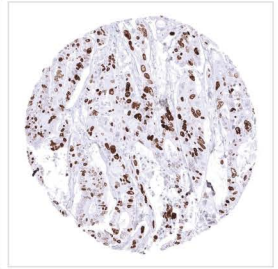
CD66e antibody
[MSVA-465R] HistoMAX™
(GTX04399) 





MSH6 antibody
[MSVA-906R] HistoMAX™
(GTX04416)  



Thrombomodulin antibody
[MSVA-141M] HistoMAX™
(GTX04446)  

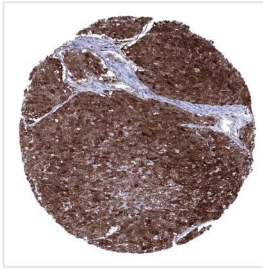


Topoisomerase II alpha
antibody [MSVA-802R]
HistoMAX™ (GTX04422)
 

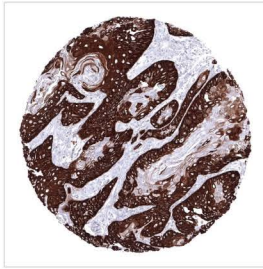
Selected HistoMAX™ Antibodies

| | Cat. No. | Product Name | Clonality | Reactivity |
|--|----------|--|-----------|------------|
|   | GTX04425 | ACE2 antibody [MSVA-919R] HistoMAX™ | Rb mAb | Hu |
|   | GTX04368 | Androgen Receptor antibody [MSVA-367R] HistoMAX™ | Rb mAb | Hu |
|  | GTX04426 | Arginase 1 antibody [MSVA-511R] HistoMAX™ | Rb mAb | Hu |
|   | GTX04454 | Calbindin antibody [MSVA-471M] HistoMAX™ | Ms mAb | Hu |
|   | GTX04451 | Caldesmon antibody [MSVA-538R] HistoMAX™ | Rb mAb | Hu |
|  | GTX04387 | Calponin 1 antibody [MSVA-455R] HistoMAX™ | Rb mAb | Hu |
|    | GTX04381 | CD163 antibody [MSVA-163M] HistoMAX™ | Ms mAb | Hu |
|  | GTX04407 | CD1a antibody [MSVA-001M] HistoMAX™ | Ms mAb | Hu |
|  | GTX04392 | CD20 antibody [MSVA-020R] HistoMAX™ | Rb mAb | Hu |
|   | GTX04393 | CD22 antibody [MSVA-022R] HistoMAX™ | Rb mAb | Hu |
|   | GTX04472 | CD23 antibody [MSVA-023M] HistoMAX™ | Ms mAb | Hu |
|  | GTX04394 | CD27 antibody [MSVA-027M] HistoMAX™ | Ms mAb | Hu |
|   | GTX04389 | CD3 epsilon antibody [MSVA-003R] HistoMAX™ | Rb mAb | Hu |
|  | GTX04395 | CD31 antibody [MSVA-031M] HistoMAX™ | Ms mAb | Hu |
|  | GTX04386 | CD34 antibody [MSVA-034R] HistoMAX™ | Rb mAb | Hu |
|  | GTX04379 | CD4 antibody [MSVA-004R] HistoMAX™ | Rb mAb | Hu |
|   | GTX04432 | CD45 antibody [MSVA-045R] HistoMAX™ | Rb mAb | Hu |
|  | GTX04372 | CD45RA antibody [MSVA-472M] HistoMAX™ | Ms mAb | Hu |
|   | GTX04427 | CD5 antibody [MSVA-005R] HistoMAX™ | Rb mAb | Hu |
|  | GTX04399 | CD66e antibody [MSVA-465R] HistoMAX™ | Rb mAb | Hu |
|  | GTX04390 | CD7 antibody [MSVA-007R] HistoMAX™ | Rb mAb | Hu |
|   | GTX04391 | CD8 alpha antibody [MSVA-008R] HistoMAX™ | Rb mAb | Hu |
|  | GTX04455 | CDH16 antibody [MSVA-516R] HistoMAX™ | Rb mAb | Hu |
|  | GTX04370 | Chromogranin A antibody [MSVA-380R] HistoMAX™ | Rb mAb | Hu |
|  | GTX04434 | Collagen IV antibody [MSVA-704R] HistoMAX™ | Rb mAb | Hu |
|  | GTX04433 | CPA1 antibody [MSVA-601M] HistoMAX™ | Ms mAb | Hu |
|    | GTX04439 | CTLA4 antibody [MSVA-152R] HistoMAX™ | Rb mAb | Hu |
|   | GTX04453 | Cystatin A antibody [MSVA-461M] HistoMAX™ | Ms mAb | Hu |
|  | GTX04401 | Cytokeratin 10 antibody [MSVA-610M] HistoMAX™ | Ms mAb | Hu |
|  | GTX04385 | Cytokeratin 13 antibody [MSVA-613M] HistoMAX™ | Ms mAb | Hu |
|  | GTX04377 | Cytokeratin 14 antibody [MSVA-614R] HistoMAX™ | Rb mAb | Hu |
|  | GTX04411 | Cytokeratin 15 antibody [MSVA-615M] HistoMAX™ | Ms mAb | Hu |
|  | GTX04374 | Cytokeratin 18 antibody [MSVA-118R] HistoMAX™ | Rb mAb | Hu |
|  | GTX04378 | Cytokeratin 19 antibody [MSVA-119M] HistoMAX™ | Ms mAb | Hu |

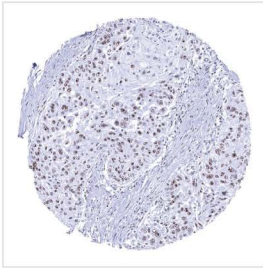
Esophageal Squamous Cell Carcinoma



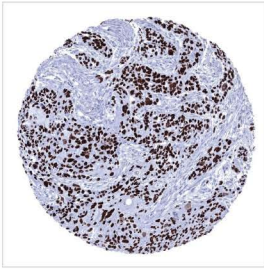
Cystatin A antibody [MSVA-461M] HistoMAX™ (GTX04453)



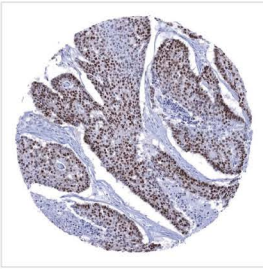
Cytokeratin 14 antibody [MSVA-614R] HistoMAX™ (GTX04377)



Nucleolin antibody [MSVA-623R] HistoMAX™ (GTX04456)



p63 antibody [MSVA-063R] HistoMAX™ (GTX04458)



SOX9 antibody [MSVA-709R] HistoMAX™ (GTX04459)

Selected HistoMAX™ Antibodies

| Cat. No. | Product Name | Clonality | Reactivity |
|----------|---|-----------|------------|
| GTX04376 | Cytokeratin 20 antibody [MSVA-620R] HistoMAX™ | Rb mAb | Hu |
| GTX04402 | Cytokeratin 5 antibody [MSVA-605M] HistoMAX™ | Ms mAb | Hu |
| GTX04403 | Cytokeratin 6 antibody [MSVA-606R] HistoMAX™ | Rb mAb | Hu |
| GTX04375 | Cytokeratin 7 antibody [MSVA-607R] HistoMAX™ | Rb mAb | Hu |
| GTX04463 | Decorin antibody [MSVA-537R] HistoMAX™ | Rb mAb | Hu |
| GTX04410 | Desmin antibody [MSVA-651M] HistoMAX™ | Ms mAb | Hu |
| GTX04464 | Desmoglein 1 antibody [MSVA-544M] HistoMAX™ | Ms mAb | Hu |
| GTX04468 | Desmoglein 3 antibody [MSVA-543M] HistoMAX™ | Ms mAb | Hu |
| GTX04367 | E-Cadherin antibody [MSVA-035R] HistoMAX™ | Rb mAb | Hu |
| GTX04445 | Elastase 3B antibody [MSVA-410M] HistoMAX™ | Ms mAb | Hu |
| GTX04466 | Elastin antibody [MSVA-648R] HistoMAX™ | Rb mAb | Hu |
| GTX04380 | EpCAM antibody [MSVA-326R] HistoMAX™ | Rb mAb | Hu |
| GTX04474 | Estrogen Receptor alpha antibody [MSVA-564R] HistoMAX™ | Rb mAb | Hu |
| GTX04452 | Factor XIIIa antibody [MSVA-813R] HistoMAX™ | Rb mAb | Hu |
| GTX04477 | GAD65 antibody [MSVA-602M] HistoMAX™ | Ms mAb | Hu |
| GTX04420 | GATA3 antibody [MSVA-450M] HistoMAX™ | Ms mAb | Hu |
| GTX04469 | GluT1 antibody [MSVA-401R] HistoMAX™ | Rb mAb | Hu |
| GTX04471 | Glutamine synthetase antibody [MSVA-750M] HistoMAX™ | Ms mAb | Hu |
| GTX04436 | GP2 antibody [MSVA-475M] HistoMAX™ | Ms mAb | Hu |
| GTX04479 | Helicobacter pylori Catalase antibody [MSVA-466M] HistoMAX™ | Ms mAb | H. pylori |
| GTX04478 | Hepatocyte Specific Antigen antibody [MSVA-OCE5] HistoMAX™ | Ms mAb | Hu |
| GTX04428 | Her2 / ErbB2 antibody [MSVA-340R] HistoMAX™ | Rb mAb | Hu |
| GTX04421 | Histone H3 antibody [MSVA-903M] HistoMAX™ | Ms mAb | Hu |
| GTX04429 | HLA-DRA antibody [MSVA-470R] HistoMAX™ | Rb mAb | Hu |
| GTX04457 | HLA-DRB1 antibody [MSVA-478R] HistoMAX™ | Rb mAb | Hu |
| GTX04465 | Iba1 antibody [MSVA-955M] HistoMAX™ | Ms mAb | Hu |
| GTX04415 | Inhibin alpha antibody [MSVA-561R] HistoMAX™ | Rb mAb | Hu |
| GTX04423 | INSM1 antibody [MSVA-456R] HistoMAX™ | Rb mAb | Hu |
| GTX04475 | Kallikrein 7 antibody [MSVA-707M] HistoMAX™ | Ms mAb | Hu |
| GTX04361 | Ki67 antibody [MSVA-267M] HistoMAX™ | Ms mAb | Hu |
| GTX04448 | L-FABP antibody [MSVA-501M] HistoMAX™ | Ms mAb | Hu |
| GTX04447 | LI-Cadherin antibody [MSVA-517M] HistoMAX™ | Ms mAb | Hu |
| GTX04363 | pan Cytokeratin antibody [MSVA-000R] HistoMAX™ | Rb mAb | Hu |
| GTX04446 | Thrombomodulin antibody [MSVA-141M] HistoMAX™ | Ms mAb | Hu |
| GTX04369 | TMEM16A antibody [MSVA-201M] HistoMAX™ | Ms mAb | Hu |