

Cited Antibodies -2024 Q2

- Your Expertise
- Our Antibodies
- Accelerated Discovery



Highlighted Publications

- Citation Support
Recombinant
KO/KD Validation
Comparable Abs
IP/MS Analysis
Orthogonal Validation
Protein Overexpression

Signal Transduct Target Ther. 2024 Mar 9;9(1):65.
TET3 antibody (GTX121453)

Mol Cancer. 2024 Mar 25;23(1):63.
C/EBP beta antibody (GTX100675)

Nucleic Acids Res. 2024 Mar 21;52(5):2416-2433.
DNA ligase IV antibody (GTX108820)
GAPDH antibody (GTX100118)
HDAC2(GTX109642)
Ku70 antibody (GTX101820)
XRCC4 antibody (GTX109632)
XRCC1(GTX111712)

Nucleic Acids Res. 2024 Mar 21;52(5):e26.
SARS-CoV-2 (COVID-19) nsp9 antibody (GTX135732)

Sci Transl Med. 2024 Jan 31;16(732):eadg7895.
C9orf72 antibody [GT779] (GTX632041)

Nat Commun. 2024 Mar 22;15(1):2594.
alpha Tubulin antibody [GT114] (GTX628802)

Nat Commun. 2024 Jan 5;15(1):296.
Zika virus Envelope protein antibody [GT363] (GTX634155)

Nat Commun. 2024 Mar 20;15(1):2484.
p63 antibody [N2C1], Internal (GTX102425)

Nat Commun. 2024 Mar 8;15(1):2132.
Rad51 antibody [N1C2] (GTX100469)

Nat Commun. 2024 Mar 7;15(1):2083.
MLKL antibody (GTX107538)

Nat Commun. 2024 Mar 11;15(1):1964.
Dengue virus NS1 protein antibody (GTX124280)

Nat Commun. 2024 Mar 21;15(1):2547.
CEP57 antibody [N1C1] (GTX115931)

Nat Commun. 2024 Mar 22;15(1):2216.
ANKRD26 antibody (GTX128255)

Nat Commun. 2024 Mar 13;15(1):2264.
HA tag antibody [GT423] (GTX628489)

Nat Commun. 2024 Feb 20;15(1):1532.
Twist1/2 antibody (GTX127310)

Adv Sci (Weinh). 2024 Mar;11(10):e2304702.
beta Actin antibody (GTX109639)

Sci Adv. 2024 Feb 9;10(6):eadi4935.
CXCR7 antibody [C1C2], Internal (GTX100027)

Sci Adv. 2024 Mar 22;10(12):eadk9884.
MAP2 antibody (GTX82661)

EMBO Mol Med. 2024 Mar;16(3):475-505.
RAS (G12D Mutant) antibody [HL10] (GTX635362)

EMBO Mol Med. 2024 Mar;16(3):523-546.
EIF4G3 antibody [N1], N-term (GTX118109)

Autophagy. 2024 Mar;20(3):525-540.
NBR1 antibody (GTX114539)
NDP52 antibody [GT422] (GTX630396)

Proc Natl Acad Sci USA. 2024 Mar 5;121(10):e2310409121.
H-RAS antibody (GTX116041)

Proc Natl Acad Sci USA. 2024 Mar 12;121(11):e2317658121.
TIM-3 antibody [RMT3-23] (FITC) (GTX54055)

J Biomed Sci. 2024 Mar 19;31(1):30.
Fibronectin antibody [N1N2], N-term (GTX112794)
GAPDH antibody (GTX100118)

J Immunother Cancer. 2024 Mar 21;12(3):e008482.
CD3 antibody [SP7] (GTX16669)

Cell Death Differ. 2024 Mar;31(3):360-377.
EpCAM antibody [ESA 214] (FITC) (GTX30708)

Theranostics. 2024 Mar 3;14(5):2167-2189.
MCTS1 antibody [N1C3] (GTX117793)

Int J Biol Sci. 2024 Feb 11;20(5):1563-1577.
LAL antibody [N3C3] (GTX101169)

Int J Biol Sci. 2024 Feb 12;20(5):1669-1687.
CrkRS antibody (GTX130809)

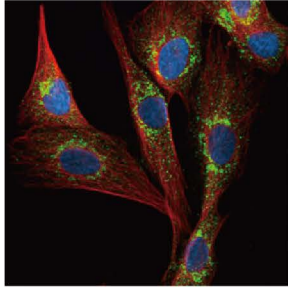
Mol Ther Nucleic Acids. 2024 Mar 5;35(2):102162.
GAPDH antibody [GT239] (GTX627408)

Cell Rep. 2024 Feb 27;43(2):113778.
Exonuclease 1 antibody (GTX109891)

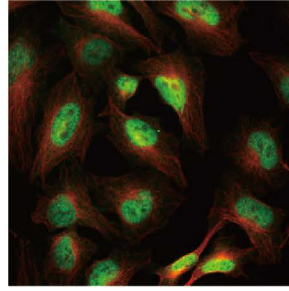
Cell Death Dis. 2024 Mar 20;15(3):229.
beta Actin antibody [GT5512] (GTX629630)
sox10 antibody (GTX128374)
Sox3 antibody (GTX132494)
SOX2 antibody [GT1876] (GTX627404)

Top-cited Products

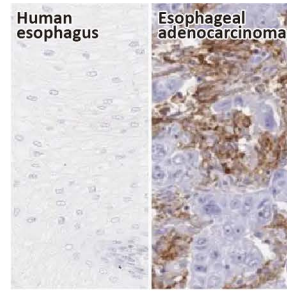
Cancer



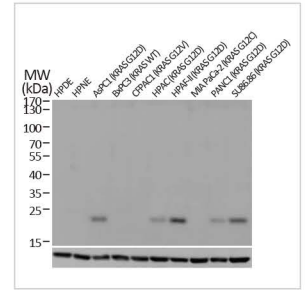
Collagen III antibody [HL1906] (GTX637655)



TCF3 / E2A antibody [HL1954] (GTX637791)



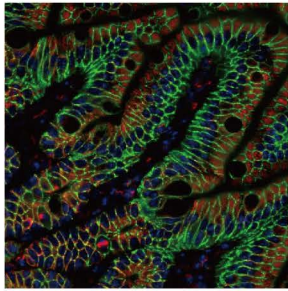
PD-L1 antibody [HL1041] (GTX635975)



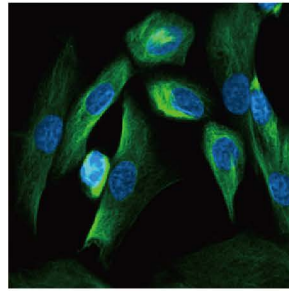
RAS (G12D Mutant) antibody [HL10] (GTX635362)



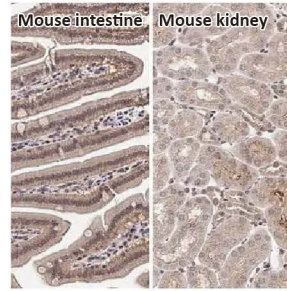
Cell Biology



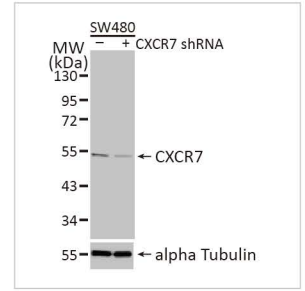
alpha Tubulin antibody [GT114] (GTX628802)



Nestin antibody [GT623] (GTX630201)



Caspase 1 p10 subunit antibody (GTX134551)



CXCR7 antibody [HL2189] (GTX638193)



Highlighted Products

Cat. No.	Product Name	Clonality	Reactivity	Applications
GTX101395	ACE2 antibody [N1N2], N-term	Rb pAb	AGMK, Hu, Ms, Rat	ELISA, FACS, ICC/IF, IHC-P, WB
GTX102069	ADAMTSL2 antibody [C3], C-term	Rb pAb	Hu, Ms, Rat	IHC-P, WB
GTX628802	alpha Tubulin antibody [GT114]	Ms mAb	Crucian carp, Dm, Goat, Hu, Ms, Rat, Zfsh	FACS, ICC/IF, IHC-Fr, IHC-P, WB
GTX128255	ANKRD26 antibody	Rb pAb	Hu	ICC/IF, WB
GTX133555	Beclin 1 antibody	Rb pAb	Hu, Ms	IHC-P, WB
GTX109639	beta Actin antibody	Rb pAb	C. albicans, C. elegans, Cat, Chk, Dm, Dog	ICC/IF, IHC-Fr, IHC-P, IP, WB
GTX629630	beta Actin antibody [GT5512]	Ms mAb	Cat, Dm, Dog, Goat, Hu, Mk, Ms, Rat, Rb, Xenopus, Yeast, Zfsh	ICC/IF, IHC-P, IP, WB
GTX134510	beta Amyloid (1-42) antibody - Conformation Specific	Rb pAb	Hu, Ms	IHC-P, Dot, ELISA, Neutralizing/Inhibition, Sandwich ELISA
GTX631836	beta Tubulin 3/ Tuj1 antibody [GT11710]	Ms mAb	Hu, Ms, Rat, Fish	WB, ICC/IF, IHC-P, IHC-Fr, IP
GTX107497	BUB1 antibody	Rb pAb	Hu	ICC/IF, WB
GTX134551	Caspase 1 p10 subunit antibody	Rb pAb	Hu, Ms, Rat	WB, IHC-P
GTX100675	C/EBP beta antibody	Rb pAb	Hu	ChIP assay, ICC/IF, IHC, IHC-P, IP, WB
GTX632041	C9orf72 antibody [GT779]	Ms mAb	Hu, Ms, Rat	ICC/IF, IHC-P, IP, WB
GTX115931	CEP57 antibody [N1C1]	Rb pAb	Hu	ICC/IF, IHC-P, IP, WB
GTX637655	Collagen III antibody [HL1906]	Rec Rb mAb	Hu, Ms	WB, ICC/IF, IHC-P
GTX112731	COL1A1 antibody [N1N2], N-term	Rb pAb	Hu, Ms, Polyodon spathula, Rat	ICC/IF, IHC-Fr, IHC-P, IP, WB
GTX130809	CrkRS antibody	Rb pAb	Hu, Ms	IHC-P, WB
GTX638193	CXCR7 antibody [HL2189]	Rec Rb mAb	Hu, Ms, Rat	WB, ICC/IF, IHC-P, IHC-Fr
GTX124280	Dengue virus NS1 protein antibody	Rb pAb	DENV2	ELISA, FACS, ICC/IF, IHC-P, IHC-P (cell pellet), IP, WB
GTX108820	DNA ligase IV antibody	Rb pAb	Hu, Ms, Rat	ICC/IF, IHC-P, WB
GTX118109	EIF4G3 antibody [N1], N-term	Rb pAb	Hu, Ms, Rat	ICC/IF, IHC-Fr, IHC-P, IP, WB
GTX109891	Exonuclease 1 antibody	Rb pAb	Hu, Ms	ICC/IF, WB
GTX112794	Fibronectin antibody [N1N2], N-term	Rb pAb	Hu, Ms, Rat	ELISA, ICC/IF, IHC-Fr, IHC-P, IP, WB
GTX100118	GAPDH antibody	Rb pAb	Bacteria, Bov, C. elegans, Chk, Dm, Dog, E. coli	ICC/IF, IHC-P, IP, WB
GTX627408	GAPDH antibody [GT239]	Ms mAb	C. albicans, Chinese Hamster, Dm, Dog, E. coli	EMSA, ICC/IF, IHC-P, WB
GTX127934	Grp78 antibody	Rb pAb	Hu, Ms, Rat	ICC/IF, IHC-P, WB
GTX628489	HA tag antibody [GT423]	Ms mAb	Species independent	ICC/IF, IP, WB
GTX109642	HDAC2 antibody	Rb pAb	Hu, Ms, Rat, X. tropicalis	ChIP assay, ICC/IF, IHC-P, IP, WB
GTX101147	Heme Oxygenase 1 antibody	Rb pAb	Hu, Mk, Ms, Rat	ELISA, ICC/IF, IHC-P, Sandwich ELISA, WB
GTX116041	H-Ras antibody	Rb pAb	Hu, Ms, Rat	ICC/IF, IHC-P, IP, WB
GTX133411	Human Papillomavirus type 16 E7 antibody	Rb pAb	HPV, HPV16	WB
GTX632426	Iba1 antibody [GT10312]	Ms mAb	Hu, Ms, Rat, Zfsh	WB, ICC/IF, IHC-P, FACS, IHC (Free Floating)*
GTX638102	Influenza A virus NS1 (nonstructural protein) antibody [HL2130]	Rec Rb mAb	Influenza A virus	WB, ICC/IF
GTX101820	Ku70 antibody	Rb pAb	Hu, Ms	ICC/IF, IHC-P, IP, PLA, WB

① C. albicans, C. elegans, Cat, Chk, Dm, Dog, E. coli, Hm, Hrs, Hu, Mk, Mosq, Ms, Pig, Plant, Rat, Rice, Sheep, Treeshrew, Worm, Xenopus, Yeast

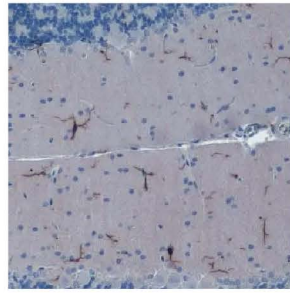
② Bacteria, Bov, C. elegans, Chk, Dm, Dog, E. coli, Fish, Hm, Hu, Insect, milkfish, Mk, Mosq, Ms, Nematode, Pig, Pika, Plant, Rat, Rb, Yeast, Zfsh



③ C. albicans, Chinese Hamster, Dm, Dog, E. coli, Hm, Hu, Mk, Ms, Pig, Rat, Yeast, Zfsh

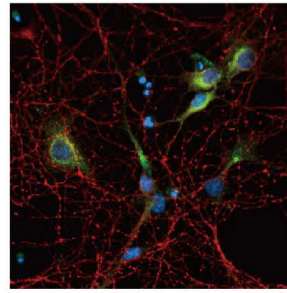
Neuroscience



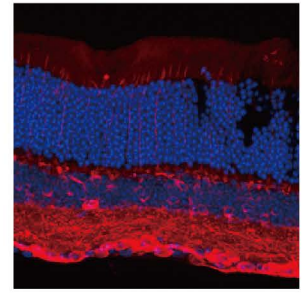
beta Amyloid (1-42) antibody
– Conformation Specific
(GTX134510)   






Iba1 antibody [GT10312]
(GTX632426)
 

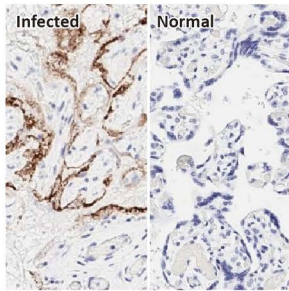





C9orf72 antibody [GT1553]
(GTX634482)
  

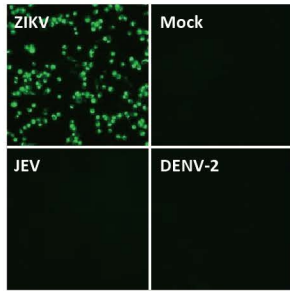


beta Tubulin 3/ TUJ1 antibody
[GT11710] (GTX631836)
  

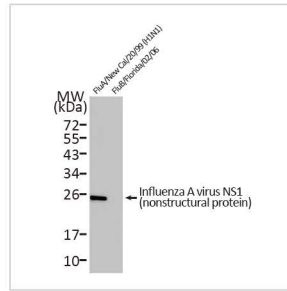
Infectious Diseases






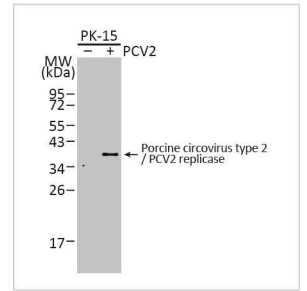
SARS-CoV-2 (COVID-19)
nucleocapsid antibody
[HL344] (GTX635679)
  



Zika virus Envelope protein
antibody [GT363]
(GTX634155) 































































Influenza A virus NS1
(nonstructural protein)
antibody [HL2130]
(GTX638102)   



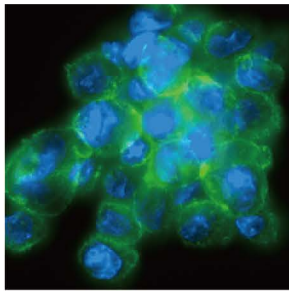
Porcine circovirus type 2 /
PCV2 replicase antibody
(GTX133638) 

Highlighted Products

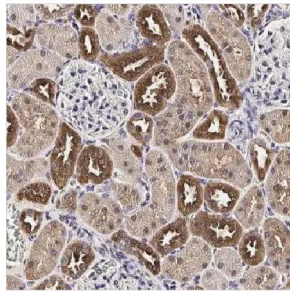
Cat. No.	Product Name	Clonality	Reactivity	Applications
  GTX101169	LAL antibody [N3C3]	Rb pAb	Hu, Ms	ICC/IF, IHC-P, WB
  GTX127375	LC3B antibody	Rb pAb	Gpig, Hu, Mosq, Ms, Pig, Rat	EM, FACS, ICC/IF, IHC-Fr, IHC-P, IP, WB
 GTX108190	MC1 Receptor antibody [C2C3], C-term	Rb pAb	Hu, Ms	ICC/IF, IHC-Fr, IHC-P, WB
  GTX117793	MCTS1 antibody [N1C3]	Rb pAb	Hu, Ms, Rat	IHC, IHC-P, WB
 GTX107538	MLKL antibody	Rb pAb	Hu	IP, WB
  GTX102041	MYST2 antibody [N2C1], Internal	Rb pAb	Hu, Ms	IHC-P, WB
 GTX114539	NBR1 antibody	Rb pAb	Hu, Ms	IHC-P, WB
  GTX630396	NDP52 antibody [GT422]	Ms mAb	Hu	ICC/IF, IP, WB
  GTX630201	Neslin antibody [GT623]	Ms mAb	Hu	WB, ICC/IF
 GTX107039	Nucleoredoxin antibody [N3C3]	Rb pAb	Hu, Ms	IHC-Fr, IP, WB
  GTX102425	p63 antibody [N2C1], Internal	Rb pAb	Cat, Dog, Hu, Ms, Rat	ICC/IF, IHC-Fr, IHC-P, IP, PLA, WB
  GTX125891	Paxillin antibody	Rb pAb	Hu, Ms, Rat	ICC/IF, IHC-P, IP, WB
    GTX635975	PD-L1 antibody [HL1041]	Rec Rb mAb	Hu	WB, ICC/IF, IHC-P
 GTX133638	Porcine circovirus type 2 / PCV2 replicase antibody	Rb pAb	PCV2	
  GTX109180	RAB27A antibody [N1C3]	Rb pAb	Hu	IHC-P, WB
  GTX100469	Rad51 antibody [N1C2]	Rb pAb	Hu, Ms, Rat, Zfsh	ICC/IF, IHC-P, IP, WB
   GTX635362	RAS (G12D Mutant) antibody [HL10]	Rec Rb mAb	Hu, Ms	ICC/IF, IHC-P, WB
  GTX113266	ROCK1 antibody [N1N2], N-term	Rb pAb	Hu, Ms, Rat	ICC/IF, IHC-P, IP, WB
  GTX632604	SARS-CoV / SARS-CoV-2 (COVID-19) spike antibody [1A9]	Ms mAb	SARS-CoV, SARS-CoV-2	ELISA, EM, FACS, ICC/IF, IHC-Fr, IHC-P, IHC-P (cell pellet) 1
 GTX135732	SARS-CoV-2 (COVID-19) nsp9 antibody	Rb pAb	SARS-CoV-2	ICC/IF, IHC-P (cell pellet), IP, PLA, WB
  GTX635679	SARS-CoV-2 (COVID-19) Nucleocapsid antibody [HL344]	Rec Rb mAb	SARS-CoV-2	WB, ICC/IF, IHC-Fr, IHC-P, ELISA, Sandwich ELISA, IHC-P (cell pellet)
 GTX113839	SNAP25 antibody	Rb pAb	Hu, Ms, Rat, Zfsh	ICC/IF, IHC-Fr, IHC-P, IHC-Wm, WB
  GTX100554	SOD1 antibody	Rb pAb	Allg, Bird, Hu, Ms, Rat	ELISA, ICC/IF, IHC-P, Sandwich ELISA, WB
 GTX128374	Sox10 antibody	Rb pAb	Chk, Japanese Medaka, Zfsh	IHC, IHC-Fr, IHC-P, IHC-Wm, WB
   GTX627404	SOX2 antibody [GT1876]	Ms mAb	Hu, Ms, Rat, Zfsh	FACS, ICC/IF, IHC-Fr, IHC-P, IP, WB
 GTX132494	Sox3 antibody	Rb pAb	Zfsh	ChIP assay, IHC-Fr, IHC-Wm, WB
  GTX637791	TCF3 / E2A antibody [HL1954]	Rec Rb mAb	Hu, Ms	WB, ICC/IF
   GTX627420	TET1 antibody [GT1462]	Ms mAb	Hu, Ms	ICC/IF, IHC-P, WB
 GTX121453	TET3 antibody [C3], C-term	Rb pAb	Bov, Hu, Ms, X. laevis	ChIP assay, ICC/IF, IHC-P, IHC-Wm, IP, WB
  GTX112197	TIP60 antibody	Rb pAb	Hu	WB
 GTX118736	TSG101 antibody	Rb pAb	Hu, Ms, Rat	ELISA, IHC-P, IP, Sandwich ELISA, WB
 GTX111712	XRCC1 antibody [N1N3]	Rb pAb	Hu, Rat	ICC/IF, IHC-P, WB
  GTX109632	XRCC4 antibody	Rb pAb	Hu, Ms	ICC/IF, IHC-P, WB
 GTX634155	Zika virus Envelope protein antibody [GT363]	Ms mAb	ZIKV	ELISA, ICC/IF, IHC, Sandwich ELISA, WB

1 ELISA, EM, FACS, ICC/IF, IHC-Fr, IHC-P, IHC-P (cell pellet), IP, Neutralizing/Inhibition, Sandwich ELISA, WB

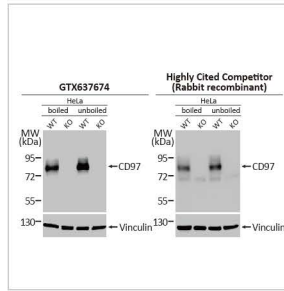
Recombinant Monoclonal Antibodies for GPCRs




CXCR2 antibody [HL2604]
(GTX639056)
RACPE



MC1 Receptor antibody
[HL1471] (GTX636945)
RKK

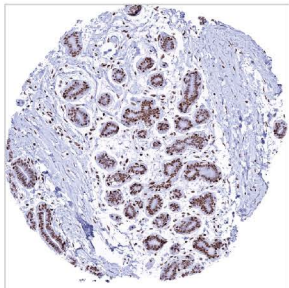


CD97 antibody [HL1925]
(GTX637674)
RKACPE

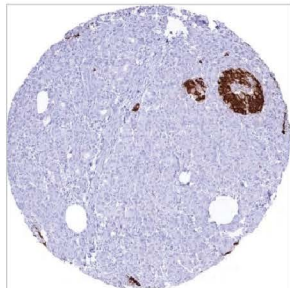


GnRHR antibody [HL2638]
(GTX639094)
RKACPE

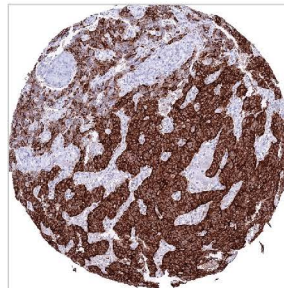
HistoMAX™-IHC-Validated Recombinant Monoclonal Antibodies



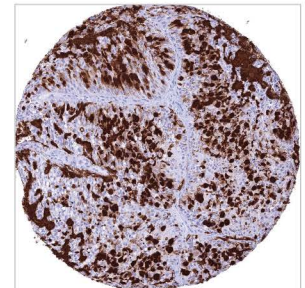
Glucocorticoid Receptor
antibody [HBMV304] HistoMAX™
(GTX639927) **RKH**



C-Peptide antibody [HBMV363]
HistoMAX™ (GTX639928)
RKH



Insulin antibody [HBMV308]
HistoMAX™ (GTX639932)
RKH



MUC2 antibody [HBMV310]
HistoMAX™ (GTX639934)
RKH

Highlighted Products

Cat. No.	Product Name	Clonality	Reactivity	Applications
RKH GTX638758	Adenosine A1 Receptor antibody [HL2442]	Rec Rb mAb	Hu, Ms, Rat, Dog	WB, IHC-P
RKH GTX638885	AGTR1 antibody [HL2524]	Rec Rb mAb	Hu, Ms	WB, ICC/IF, IHC-P
RKH GTX6388563	Calcium Sensing Receptor antibody [HL2357]	Rec Rb mAb	Hu, Ms, Rat, Cat	WB, IHC-P
RKH GTX638830	CCR4 antibody [HL2481]	Rec Rb mAb	Hu, Ms, Rat	WB, IHC-P
RKH GTX637674	CD97 antibody [HL1925]	Rec Rb mAb	Hu, Ms	WB, IHC-P, IP
RKH GTX639928	C-Peptide antibody [HBMV363] HistoMAX™	Rec Rb mAb	Hu	IHC-P
RKH GTX639338	CXCR1 antibody [HL2674]	Rec Rb mAb	Hu, Ms, Rat	WB, IHC-P
RKH GTX639056	CXCR2 antibody [HL2604]	Rec Rb mAb	Hu	WB, ICC/IF, IHC-P, Functional Assay
RKH GTX638864	CXCR4 antibody [HL2424]	Rec Rb mAb	Hu, Ms	WB, ICC/IF, IHC-P
RKH GTX639064	CXCR4 antibody [HL2612]	Rec Rb mAb	Hu, Ms, Dog	WB, ICC/IF
RKH GTX638193	CXCR7 antibody [HL2189]	Rec Rb mAb	Hu, Ms, Rat	WB, ICC/IF, IHC-P, IHC-Fr
RKH GTX639551	delta Opioid receptor antibody [HL2724]	Rec Rb mAb	Hu	IHC-P
RKH GTX639344	Dopamine Receptor D1 antibody [HL2680]	Rec Rb mAb	Hu	WB
RKH GTX636952	Dopamine Receptor D2 antibody [HL1478]	Rec Rb mAb	Hu, Ms, Rat	WB, ICC/IF, IHC-P, Functional Assay
RKH GTX639328	FPRL1 antibody [HL2664]	Rec Rb mAb	Hu, Ms	WB, ICC/IF, IHC-P
RKH GTX637274	Frizzled 9 antibody [HL1675]	Rec Rb mAb	Hu	WB
RKH GTX639652	FSH Receptor antibody [HL2784]	Rec Rb mAb	Hu, Ms	WB, ICC/IF
RKH GTX638352	GLP1R antibody [HL2297]	Rec Rb mAb	Hu, Ms, Rat	WB, IHC-P
RKH GTX639927	Glucocorticoid Receptor antibody [HBMV304] HistoMAX™	Rec Rb mAb	Hu	IHC-P
RKH GTX639094	GnRHR antibody [HL2638]	Rec Rb mAb	Hu, Ms, Rat	WB, IHC-P
RKH GTX639924	GPX2 antibody [HBMV301] HistoMAX™	Rec Rb mAb	Hu	IHC-P
RKH GTX639938	HMG2 antibody [HBMV314] HistoMAX™	Rec Rb mAb	Hu	IHC-P
RKH GTX639932	Insulin antibody [HBMV308] HistoMAX™	Rec Rb mAb	Hu	IHC-P
RKH GTX639935	KDM6A antibody [HBMV311] HistoMAX™	Rec Rb mAb	Hu	IHC-P
RKH GTX636945	MC1 Receptor antibody [HL1471]	Rec Rb mAb	Hu, Ms, Rat	WB, ICC/IF, IHC-P, IHC-Fr
RKH GTX638912	mGluR5 antibody [HL2543]	Rec Rb mAb	Hu, Ms, Rat	WB, IHC-P
RKH GTX639934	MUC2 antibody [HBMV310] HistoMAX™	Rec Rb mAb	Hu	IHC-P
RKH GTX639453	P2Y1 antibody [HL2702]	Rec Rb mAb	Hu	WB
RKH GTX639458	P2Y2 antibody [HL2704]	Rec Rb mAb	Hu, Ms, Rat	WB
RKH GTX639689	P2Y2 antibody [HL2801]	Rec Rb mAb	Ms	IHC-P
RKH GTX637589	RAI3 antibody [HL1864]	Rec Rb mAb	Hu, Ms	WB, ICC/IF, IHC-P
RKH GTX639332	Rhodopsin antibody [HL2668]	Rec Rb mAb	Hu, Ms, Rat, Zfsh	WB, IHC-P, IHC-Wm
RKH GTX639345	Somatostatin receptor 3 antibody [HL2681]	Rec Rb mAb	Hu, Ms	WB, IHC-P
RKH GTX639929	Thymidylate synthase antibody [HBMV305] HistoMAX™	Rec Rb mAb	Hu	IHC-P
RKH GTX639946	TIGIT antibody [HBMV322] HistoMAX™	Rec Rb mAb	Hu	IHC-P
RKH GTX639936	Tyrosine Hydroxylase antibody [HBMV312] HistoMAX™	Rec Rb mAb	Hu	IHC-P
RKH GTX639087	XPR1 antibody [HL2631]	Rec Rb mAb	Hu, Ms	WB, ICC/IF