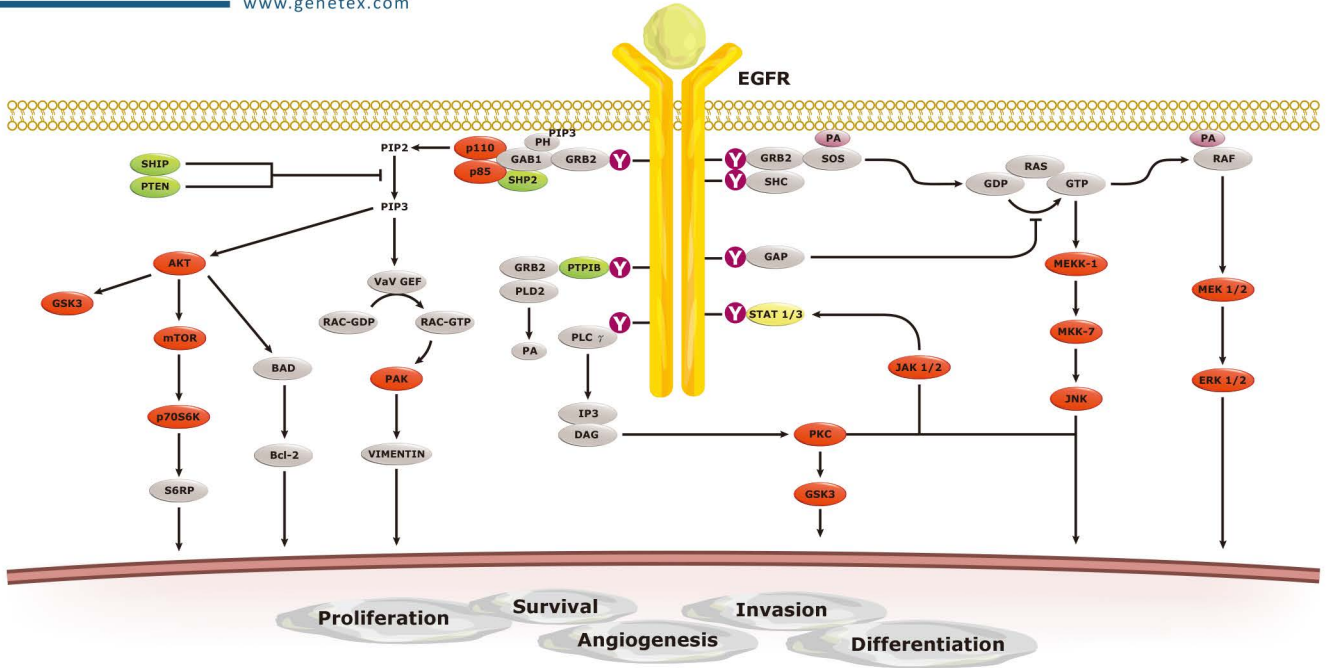


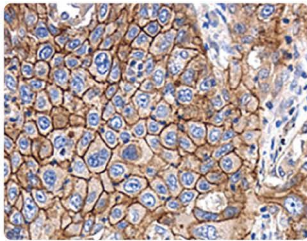
EGFR Signaling

Your Expertise
Our Antibodies
Accelerated Discovery

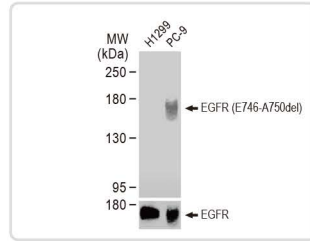
www.genetex.com



■ Kinase ■ Phosphatase ■ Transcription Factor



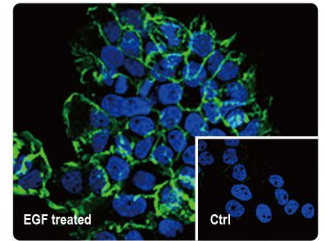
EGFR antibody [N1-2], N-term (GTX121919)



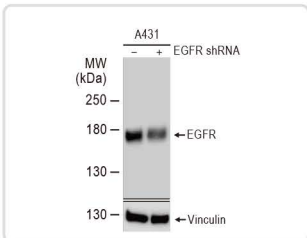
EGFR (E746-A750del) antibody [HL363] (GTX635716)




EGFR (phospho Tyr845) antibody (GTX133600)



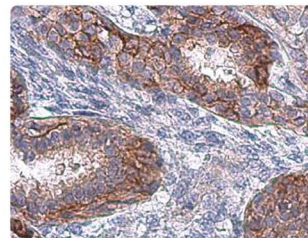
EGFR (phospho Tyr992) antibody (GTX133429)



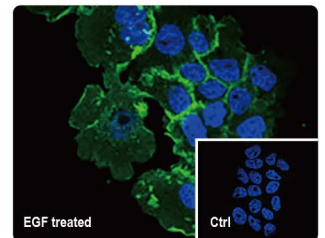
EGFR antibody [GT133] (GTX628887)



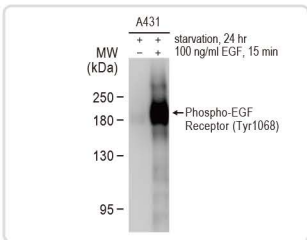
EGFR (L858R Mutant) antibody [HL1022] (GTX635834)



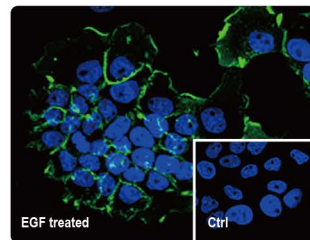
EGFR (phospho Tyr998) antibody (GTX133601)



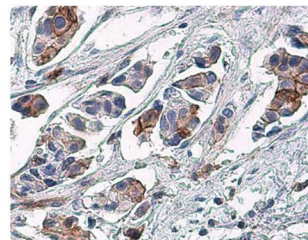
EGFR (phospho Tyr1045) antibody (GTX133431)



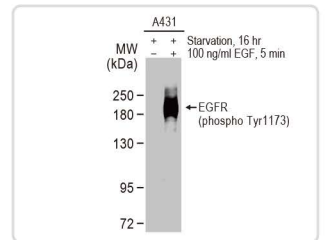
EGFR (phospho Tyr1068) antibody (GTX132810)



EGFR (phospho Tyr1086) antibody (GTX133599)



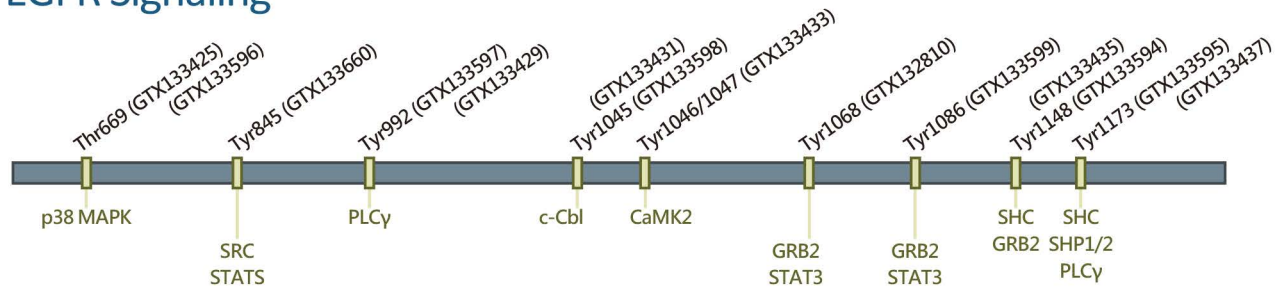
EGFR (phospho Tyr1148) antibody (GTX133435)



EGFR (phospho Tyr1173) antibody (GTX133437)

Citation Support KO/KD Validation Comparable Abs IP/MS Analysis
 Orthogonal Validation Protein Overexpression Recombinant

EGFR Signaling



Selected Products

Cat. No.	Product Name	Host & Clonality	Reactivity	Application



GeneTex

International
USA

Tel: 886.3.6208988
Tel: 1.949.553.1900

Toll-free: 1.877.436.3839

www.genetex.com

PD-E007-230525