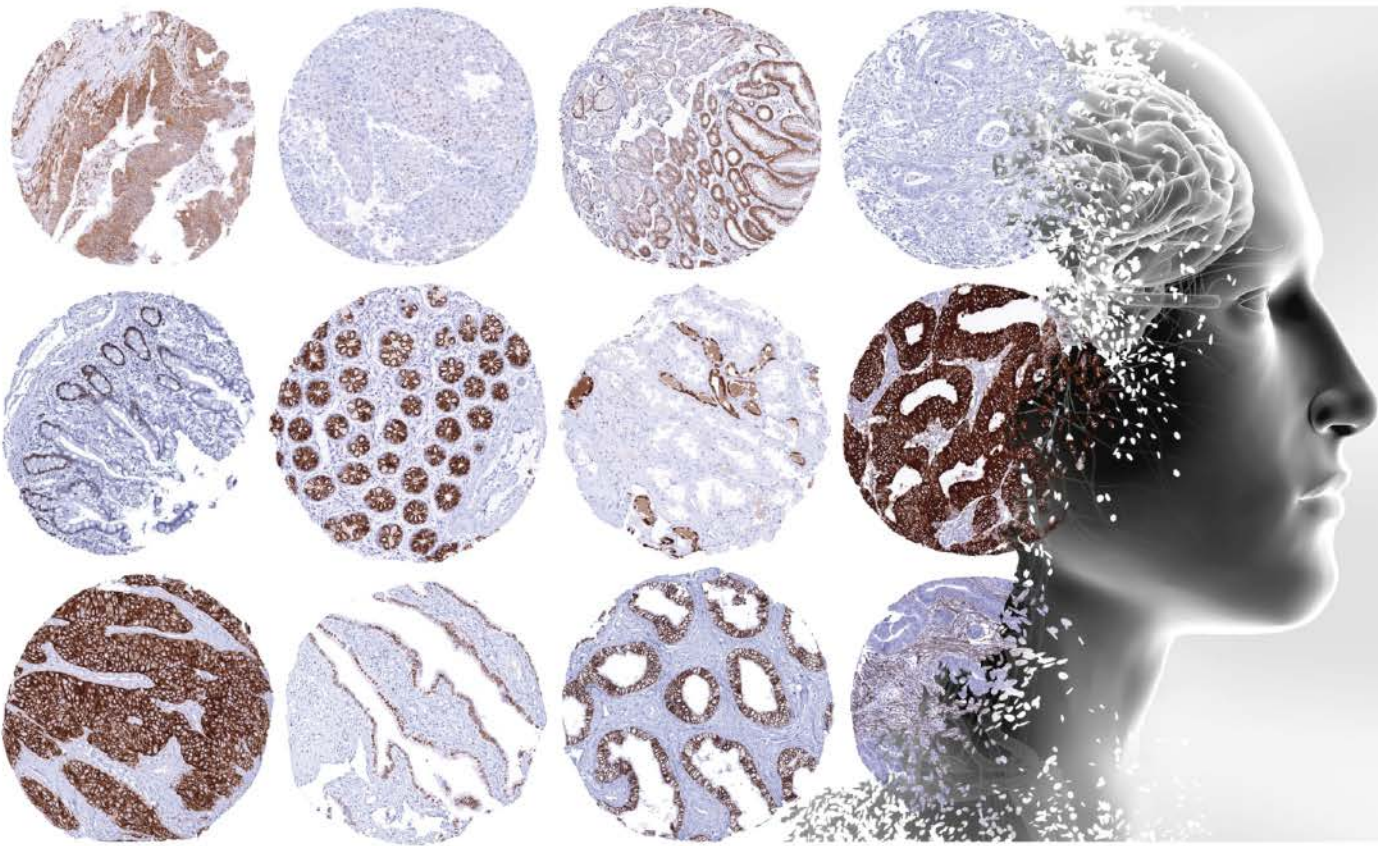


HistoMAX™

IHC-Optimized Antibodies



Scan the QR code to access the HistoMAX™ product webpage

Table of Contents




- 02 Introduction**
- 03 Product Index**
- 08 Product Images**

Quality Antibodies · Quality Results

Introduction

Immunohistochemistry (IHC) is an indispensable application routinely employed in academic and clinical research as well as in patient care. In addition to the quality of tissue section preparation, the pivotal component determining the reliability of IHC data is the suitability of the antibody used. This can only be assessed through strict and focused reagent validation for this assay.

GeneTex is proud to introduce its HistoMAX™ product line consisting of monoclonal antibodies specifically vetted for IHC. All of these reagents were extensively evaluated using formalin-fixed human normal tissues (upwards of 70 different sections) and cancer tissue arrays to guarantee specificity and best-in-class performance. Only antibodies that have passed these stringent performance criteria for IHC are added to the HistoMAX™ portfolio. 

HistoMAX™ Product Features:

1. Highly stringent criteria for product selection:

- ▶ Just 182 of 6500 tested antibodies selected
- ▶ Only mouse monoclonal or recombinant rabbit monoclonal antibodies

2. Unique product documentation:

- ▶ Human normal and tumor tissue microarray data shown for all antibodies

3. Staining protocol suggestions:

- ▶ For manual staining
- ▶ For autostainers (Dako, Leica, Ventana)

4. Optimized dilution for each antibody.

5. Two package sizes available to meet researcher needs:

- ▶ Large package (500 µL) and small package (100 µL)

Please peruse the product listing to identify the highly validated antibodies that you require for your IHC-based research.

Product Index

Cat. No.	Product Name	Host & Clonality	Reactivity	Applications
GTX640556	53BP1 antibody [HMV324] HistoMAX™	Rec Rb mAb	Hu	IHC-P
GTX04425	ACE2 antibody [MSVA-919R] HistoMAX™	Rec Rb mAb	Hu	IHC-P
GTX641402	Adenosine A1 Receptor antibody [H341] HistoMAX™	Rec Rb mAb	Hu	IHC-P
GTX04368	Androgen Receptor antibody [MSVA-367R] HistoMAX™	Rec Rb mAb	Hu	IHC-P
GTX640557	Anterior Gradient 2 antibody [HMV325] HistoMAX™	Rec Rb mAb	Hu	IHC-P
GTX04426	Arginase 1 antibody [MSVA-511R] HistoMAX™	Rec Rb mAb	Hu	IHC-P
GTX639945	Brachyury antibody [HMV321] HistoMAX™	Rec Rb mAb	Hu	IHC-P
GTX04486	BRG1 antibody [MSVA-397R] HistoMAX™	Rec Rb mAb	Hu	IHC-P
GTX640565	CA19-9 antibody [HMV333] HistoMAX™	Ms mAb	Species independent	IHC-P
GTX640558	Calbindin antibody [HMV326] HistoMAX™	Rec Rb mAb	Hu	IHC-P
GTX04454	Calbindin antibody [MSVA-471M] HistoMAX™	Ms mAb	Hu	IHC-P
GTX04451	Caldesmon antibody [MSVA-538R] HistoMAX™	Rec Rb mAb	Hu	IHC-P
GTX04387	Calponin 1 antibody [MSVA-455R] HistoMAX™	Rec Rb mAb	Hu	IHC-P
GTX639931	Caspase 3 antibody [HMV307] HistoMAX™	Rec Rb mAb	Hu	IHC-P
GTX639943	CBP antibody [HMV319] HistoMAX™	Rec Rb mAb	Hu	IHC-P
GTX04407	CD1a antibody [MSVA-001M] HistoMAX™	Rec Ms mAb	Hu	IHC-P
GTX04389	CD3 epsilon antibody [MSVA-003R] HistoMAX™	Rec Rb mAb	Hu	IHC-P
GTX04379	CD4 antibody [MSVA-004R] HistoMAX™	Rec Rb mAb	Hu	IHC-P
GTX04427	CD5 antibody [MSVA-005R] HistoMAX™	Rec Rb mAb	Hu	IHC-P
GTX04390	CD7 antibody [MSVA-007R] HistoMAX™	Rec Rb mAb	Hu	IHC-P
GTX04391	CD8 alpha antibody [MSVA-008R] HistoMAX™	Rec Rb mAb	Hu	IHC-P
GTX04392	CD20 antibody [MSVA-020R] HistoMAX™	Rec Rb mAb	Hu	IHC-P
GTX04393	CD22 antibody [MSVA-022R] HistoMAX™	Rec Rb mAb	Hu	IHC-P
GTX04472	CD23 antibody [MSVA-023M] HistoMAX™	Ms mAb	Hu	IHC-P
GTX04394	CD27 antibody [MSVA-027M] HistoMAX™	Ms mAb	Hu	IHC-P
GTX04395	CD31 antibody [MSVA-031M] HistoMAX™	Ms mAb	Hu	IHC-P
GTX639939	CD32B antibody [HMV315] HistoMAX™	Rec Rb mAb	Hu	IHC-P
GTX04386	CD34 antibody [MSVA-034R] HistoMAX™	Rec Rb mAb	Hu	IHC-P
GTX04967	CD38 antibody [MSVA-038R] HistoMAX™	Rec Rb mAb	Hu	IHC-P
GTX04432	CD45 antibody [MSVA-045R] HistoMAX™	Rec Rb mAb	Hu	IHC-P
GTX04372	CD45RA antibody [MSVA-472M] HistoMAX™	Ms mAb	Hu	IHC-P
GTX04399	CD66e antibody [MSVA-465R] HistoMAX™	Rec Rb mAb	Hu	IHC-P
GTX04381	CD163 antibody [MSVA-163M] HistoMAX™	Ms mAb	Hu	IHC-P
GTX04455	CDH16 antibody [MSVA-516R] HistoMAX™	Rec Rb mAb	Hu	IHC-P
GTX04442	CDKN2A / p16INK4a antibody [MSVA-016R] HistoMAX™	Rec Rb mAb	Hu	IHC-P
GTX04370	Chromogranin A antibody [MSVA-380R] HistoMAX™	Rec Rb mAb	Hu	IHC-P
GTX639933	Claudin 3 antibody [HMV309] HistoMAX™	Rec Rb mAb	Hu	IHC-P

Product Index

Cat. No.	Product Name	Host & Clonality	Reactivity	Applications
GTX640559	COL4A1 antibody [HMV327] HistoMAX™	Rec Rb mAb	Hu	IHC-P
GTX04434	Collagen IV antibody [MSVA-704R] HistoMAX™	Rec Rb mAb	Hu	IHC-P
GTX04433	CPA1 antibody [MSVA-601M] HistoMAX™	Ms mAb	Hu	IHC-P
GTX639928	C-Peptide antibody [HMV363] HistoMAX™	Rec Rb mAb	Hu	IHC-P
GTX04439	CTLA4 antibody [MSVA-152R] HistoMAX™	Rec Rb mAb	Hu	IHC-P
GTX641403	CXCR7 antibody [H342] HistoMAX™	Rec Rb mAb	Hu	IHC-P
GTX04969	Cyclin E1 antibody [MSVA-898R] HistoMAX™	Rec Rb mAb	Hu	IHC-P
GTX04453	Cystatin A antibody [MSVA-461M] HistoMAX™	Ms mAb	Hu	IHC-P
GTX04402	Cytokeratin 5 antibody [MSVA-605M] HistoMAX™	Rec Ms mAb	Hu	IHC-P
GTX04403	Cytokeratin 6 antibody [MSVA-606R] HistoMAX™	Rec Rb mAb	Hu	IHC-P
GTX04375	Cytokeratin 7 antibody [MSVA-607R] HistoMAX™	Rec Rb mAb	Hu	IHC-P
GTX04401	Cytokeratin 10 antibody [MSVA-610M] HistoMAX™	Rec Ms mAb	Hu	IHC-P
GTX04385	Cytokeratin 13 antibody [MSVA-613M] HistoMAX™	Ms mAb	Hu	IHC-P
GTX04377	Cytokeratin 14 antibody [MSVA-614R] HistoMAX™	Rec Rb mAb	Hu	IHC-P
GTX04411	Cytokeratin 15 antibody [MSVA-615M] HistoMAX™	Ms mAb	Hu	IHC-P
GTX04374	Cytokeratin 18 antibody [MSVA-118R] HistoMAX™	Rec Rb mAb	Hu	IHC-P
GTX04378	Cytokeratin 19 antibody [MSVA-119M] HistoMAX™	Ms mAb	Hu	IHC-P
GTX04376	Cytokeratin 20 antibody [MSVA-620R] HistoMAX™	Rec Rb mAb	Hu	IHC-P
GTX04463	Decorin antibody [MSVA-537R] HistoMAX™	Rec Rb mAb	Hu	IHC-P
GTX04410	Desmin antibody [MSVA-651M] HistoMAX™	Rec Ms mAb	Hu	IHC-P
GTX04464	Desmoglein 1 antibody [MSVA-544M] HistoMAX™	Ms mAb	Hu	IHC-P
GTX04468	Desmoglein 3 antibody [MSVA-543M] HistoMAX™	Ms mAb	Hu	IHC-P
GTX04367	E-Cadherin antibody [MSVA-035R] HistoMAX™	Rec Rb mAb	Hu	IHC-P
GTX04445	Elastase 3B antibody [MSVA-410M] HistoMAX™	Rec Ms mAb	Hu	IHC-P
GTX04466	Elastin antibody [MSVA-648R] HistoMAX™	Rec Rb mAb	Hu	IHC-P
GTX04380	EpCAM antibody [MSVA-326R] HistoMAX™	Rec Rb mAb	Hu	IHC-P
GTX04474	Estrogen Receptor alpha antibody [MSVA-564R] HistoMAX™	Rec Rb mAb	Hu	IHC-P
GTX04452	Factor XIIIa antibody [MSVA-813R] HistoMAX™	Rec Rb mAb	Hu	IHC-P
GTX04477	GAD65 antibody [MSVA-602M] HistoMAX™	Ms mAb	Hu	IHC-P
GTX04420	GATA3 antibody [MSVA-450M] HistoMAX™	Ms mAb	Hu	IHC-P
GTX639927	Glucocorticoid Receptor antibody [HMV304] HistoMAX™	Rec Rb mAb	Hu	IHC-P
GTX04469	GluT1 antibody [MSVA-401R] HistoMAX™	Rec Rb mAb	Hu	IHC-P
GTX04471	Glutamine synthetase antibody [MSVA-750M] HistoMAX™	Ms mAb	Hu	IHC-P
GTX04436	GP2 antibody [MSVA-475M] HistoMAX™	Ms mAb	Hu	IHC-P
GTX639924	GPX2 antibody [HMV301] HistoMAX™	Rec Rb mAb	Hu	IHC-P
GTX04479	Helicobacter pylori Catalase antibody [MSVA-466M] HistoMAX™	Ms mAb	H. pylori	IHC-P
GTX04478	Hepatocyte Specific Antigen antibody [MSVA-OCE5] HistoMAX™	Ms mAb	Hu	IHC-P

Product Index

Cat. No.	Product Name	Host & Clonality	Reactivity	Applications
 GTX04428	Her2 / ErbB2 antibody [MSVA-340R] HistoMAX™	Rec Rb mAb	Hu	IHC-P
 GTX04421	Histone H3 antibody [MSVA-903M] HistoMAX™	Ms mAb	Hu	IHC-P
 GTX04429	HLA-DRA antibody [MSVA-470R] HistoMAX™	Rec Rb mAb	Hu	IHC-P
 GTX04457	HLA-DRB1 antibody [MSVA-478R] HistoMAX™	Rec Rb mAb	Hu	IHC-P
 GTX639938	HMGA2 antibody [HMV314] HistoMAX™	Rec Rb mAb	Hu	IHC-P
 GTX639941	HMGB1 antibody [HMV317] HistoMAX™	Rec Rb mAb	Hu	IHC-P
 GTX04465	Iba1 antibody [MSVA-955M] HistoMAX™	Ms mAb	Hu	IHC-P
 GTX04415	Inhibin alpha antibody [MSVA-561R] HistoMAX™	Rec Rb mAb	Hu	IHC-P
 GTX04423	INSM1 antibody [MSVA-456R] HistoMAX™	Rec Rb mAb	Hu	IHC-P
 GTX639932	Insulin antibody [HMV308] HistoMAX™	Rec Rb mAb	Hu	IHC-P
 GTX04475	Kallikrein 7 antibody [MSVA-707M] HistoMAX™	Ms mAb	Hu	IHC-P
 GTX640915	KAP1 antibody [HMV335] HistoMAX™	Rec Rb mAb	Hu	IHC-P
 GTX639935	KDM6A antibody [HMV311] HistoMAX™	Rec Rb mAb	Hu	IHC-P
 GTX04361	Ki67 antibody [MSVA-267M] HistoMAX™	Ms mAb	Hu	IHC-P
 GTX04480	Ku80 antibody [MSVA-880M] HistoMAX™	Ms Multi Ab	Hu	IHC-P
 GTX04448	L-FABP antibody [MSVA-501M] HistoMAX™	Ms mAb	Hu	IHC-P
 GTX04447	LI-Cadherin antibody [MSVA-517M] HistoMAX™	Ms mAb	Hu	IHC-P
 GTX04406	Mammaglobin A antibody [MSVA-457R] HistoMAX™	Rec Rb mAb	Hu	IHC-P
 GTX04968	MCM2 antibody [MSVA-502R] HistoMAX™	Rec Rb mAb	Hu	IHC-P
 GTX04424	MCM3 antibody [MSVA-503M] HistoMAX™	Ms mAb	Hu	IHC-P
 GTX04444	MCM7 antibody [MSVA-507R] HistoMAX™	Rec Rb mAb	Hu	IHC-P
 GTX04383	Melan A antibody [MSVA-900M] HistoMAX™	Rec Ms mAb	Hu	IHC-P
 GTX04384	Melan A antibody [MSVA-901M+] HistoMAX™	Rec Ms mAb	Hu	IHC-P
 GTX04382	Melanoma gp100 antibody [MSVA-617R] HistoMAX™	Rec Rb mAb	Hu	IHC-P
 GTX04373	Mesothelin antibody [MSVA-235M] HistoMAX™	Ms mAb	Hu	IHC-P
 GTX641400	mGluR5 antibody [H339] HistoMAX™	Rec Rb mAb	Hu	IHC-P
 GTX640560	Mre11 antibody [HMV328] HistoMAX™	Rec Rb mAb	Hu	IHC-P
 GTX04408	MSH2 antibody [MSVA-902M] HistoMAX™	Rec Ms mAb	Hu	IHC-P
 GTX04416	MSH6 antibody [MSVA-906R] HistoMAX™	Rec Rb mAb	Hu	IHC-P
 GTX04964	MTAP antibody [MSVA-741R] HistoMAX™	Rec Rb mAb	Hu	IHC-P
 GTX04397	MUC1 antibody [MSVA-672R] HistoMAX™	Rec Rb mAb	Hu	IHC-P
 GTX639934	MUC2 antibody [HMV310] HistoMAX™	Rec Rb mAb	Hu	IHC-P
 GTX04364	Mucin 5AC antibody [MSVA-109M] HistoMAX™	Ms mAb	Hu	IHC-P
 GTX04409	Mucin 6 antibody [MSVA-806R] HistoMAX™	Rec Rb mAb	Hu	IHC-P
 GTX639940	MX1 antibody [HMV316] HistoMAX™	Rec Rb mAb	Hu	IHC-P
 GTX04435	Myelin basic protein antibody [MSVA-390R] HistoMAX™	Rec Rb mAb	Hu	IHC-P
 GTX04470	Myeloperoxidase antibody [MSVA-692M] HistoMAX™	Ms mAb	Hu	IHC-P

Product Index

Cat. No.	Product Name	Host & Clonality	Reactivity	Applications
 GTX04970	MYH7 antibody [MSVA-464M] HistoMAX™	Ms mAb	Hu	IHC-P
 GTX04419	MyoD1 antibody [MSVA-801R] HistoMAX™	Rec Rb mAb	Hu	IHC-P
 GTX04366	Napsin A antibody [MSVA-112R] HistoMAX™	Rb mAb	Hu	IHC-P
 GTX640561	NFIX antibody [HMV329] HistoMAX™	Rec Rb mAb	Hu	IHC-P
 GTX04489	NKX2.1 antibody [MSVA-312R] HistoMAX™	Rec Rb mAb	Hu	IHC-P
 GTX04388	NSE antibody [MSVA-451M] HistoMAX™	Ms mAb	Hu	IHC-P
 GTX04456	Nucleolin antibody [MSVA-623R] HistoMAX™	Rec Rb mAb	Hu	IHC-P
 GTX04461	Occludin antibody [MSVA-415M] HistoMAX™	Ms mAb	Hu	IHC-P
 GTX04482	p53 antibody [MSVA-053R] HistoMAX™	Rec Rb mAb	Hu	IHC-P
 GTX04458	p63 antibody [MSVA-063R] HistoMAX™	Rec Rb mAb	Hu	IHC-P
 GTX640562	PAI2 antibody [HMV330] HistoMAX™	Rec Rb mAb	Hu	IHC-P
 GTX04363	pan Cytokeratin antibody [MSVA-000R] HistoMAX™	Rec Rb mAb	Hu	IHC-P
 GTX04437	PAPP A antibody [MSVA-780M] HistoMAX™	Ms mAb	Hu	IHC-P
 GTX04405	Parathyroid Hormone antibody [MSVA-525R] HistoMAX™	Rec Rb mAb	Hu	IHC-P
 GTX640566	PARP antibody [HMV334] HistoMAX™	Rec Rb mAb	Hu	IHC-P
 GTX04487	PAX6 antibody [MSVA-706M] HistoMAX™	Ms mAb	Hu	IHC-P
 GTX04430	PAX8 antibody [MSVA-708R] HistoMAX™	Rec Rb mAb	Hu	IHC-P
 GTX639925	PD-L1 antibody [H302] HistoMAX™	Rec Rb mAb	Hu	IHC-P
 GTX04362	PD-L1 antibody [MSVA-711R] HistoMAX™	Rec Rb mAb	Hu	IHC-P
 GTX639942	Pepsinogen I antibody [HMV318] HistoMAX™	Rec Rb mAb	Hu	IHC-P
 GTX04460	Periostin antibody [MSVA-649M] HistoMAX™	Ms mAb	Hu	IHC-P
 GTX04438	PGP9.5 antibody [MSVA-905R] HistoMAX™	Rec Rb mAb	Hu	IHC-P
 GTX04413	Placental Alkaline Phosphatase antibody [MSVA-350R] HistoMAX™	Rec Rb mAb	Hu	IHC-P
 GTX04431	Progesterone Receptor antibody [MSVA-570R] HistoMAX™	Rec Rb mAb	Hu	IHC-P
 GTX04396	Prostatic Acid Phosphatase antibody [MSVA-452M] HistoMAX™	Rec Ms mAb	Hu	IHC-P
 GTX04965	Prostein antibody [MSVA-460R] HistoMAX™	Rec Rb mAb	Hu	IHC-P
 GTX04481	PSA antibody [MSVA-603R] HistoMAX™	Rec Rb mAb	Hu	IHC-P
 GTX640563	PSAT1 antibody [HMV331] HistoMAX™	Rec Rb mAb	Hu	IHC-P
 GTX04490	Rabbit anti-human IgA antibody [MSVA-700R] HistoMAX™	Rec Rb mAb	Hu	IHC-P
 GTX04491	Rabbit anti-human IgD antibody [MSVA-701R] HistoMAX™	Rec Rb mAb	Hu	IHC-P
 GTX04404	S100 beta antibody [MSVA-490R] HistoMAX™	Rec Rb mAb	Hu	IHC-P
 GTX04449	S100A12 antibody [MSVA-812M] HistoMAX™	Ms mAb	Hu	IHC-P
 GTX04398	S100P antibody [MSVA-480R] HistoMAX™	Rec Rb mAb	Hu	IHC-P
 GTX04414	SATB2 antibody [MSVA-702R] HistoMAX™	Rec Rb mAb	Hu	IHC-P
 GTX640916	SDHA antibody [HMV336] HistoMAX™	Rec Rb mAb	Hu	IHC-P
 GTX639944	SDHB antibody [HMV320] HistoMAX™	Rec Rb mAb	Hu	IHC-P
 GTX640917	SMARCA2 antibody [HMV337] HistoMAX™	Rec Rb mAb	Hu	IHC-P

Product Index

Cat. No.	Product Name	Host & Clonality	Reactivity	Applications
GTX639926	Somatostatin antibody [HMV303] HistoMAX™	Rec Rb mAb	Hu	IHC-P
GTX04473	Somatostatin antibody [MSVA-638R] HistoMAX™	Rec Rb mAb	Hu	IHC-P
GTX641401	Somatostatin receptor 3 antibody [H340] HistoMAX™	Rec Rb mAb	Hu	IHC-P
GTX640918	SOX2 antibody [HMV338] HistoMAX™	Ms mAb	Hu	IHC-P
GTX04459	SOX9 antibody [MSVA-709R] HistoMAX™	Rec Rb mAb	Hu	IHC-P
GTX639930	StAR antibody [HMV306] HistoMAX™	Rec Rb mAb	Hu	IHC-P
GTX04483	StAR antibody [MSVA-740R] HistoMAX™	Rec Rb mAb	Hu	IHC-P
GTX04484	STING antibody [MSVA-515M] HistoMAX™	Ms mAb	Hu	IHC-P
GTX04371	Synaptophysin antibody [MSVA-462R] HistoMAX™	Rec Rb mAb	Hu	IHC-P
GTX04443	TACSTD2 antibody [MSVA-733R] HistoMAX™	Rec Rb mAb	Hu	IHC-P
GTX04417	TdT antibody [MSVA-453R] HistoMAX™	Rec Rb mAb	Hu	IHC-P
GTX04963	TFE3 antibody [MSVA-403R] HistoMAX™	Rec Rb mAb	Hu	IHC-P
GTX04488	TFF1 antibody [MSVA-482M] HistoMAX™	Ms mAb	Hu	IHC-P
GTX04446	Thrombomodulin antibody [MSVA-141M] HistoMAX™	Rec Ms mAb	Hu	IHC-P
GTX639929	Thymidylate synthase antibody [HMV305] HistoMAX™	Rec Rb mAb	Hu	IHC-P
GTX04365	Thyroglobulin antibody [MSVA-189R] HistoMAX™	Rec Rb mAb	Hu	IHC-P
GTX639946	TIGIT antibody [HMV322] HistoMAX™	Rec Rb mAb	Hu	IHC-P
GTX639947	TIGIT antibody [HMV323] HistoMAX™	Rec Rb mAb	Hu	IHC-P
GTX04440	TIM-3 antibody [MSVA-366R] HistoMAX™	Rec Rb mAb	Hu	IHC-P
GTX04966	TLE1 antibody [MSVA-856R] HistoMAX™	Rec Rb mAb	Hu	IHC-P
GTX04369	TMEM16A antibody [MSVA-201M] HistoMAX™	Ms mAb	Hu	IHC-P
GTX04422	Topoisomerase II alpha antibody [MSVA-802R] HistoMAX™	Rec Rb mAb	Hu	IHC-P
GTX04467	TRIM29 antibody [MSVA-629M] HistoMAX™	Ms mAb	Hu	IHC-P
GTX639937	TRIM72 antibody [HMV313] HistoMAX™	Rec Rb mAb	Hu	IHC-P
GTX04485	TRPS1 antibody [MSVA-512R] HistoMAX™	Rec Rb mAb	Hu	IHC-P
GTX639936	Tyrosine Hydroxylase antibody [HMV312] HistoMAX™	Rec Rb mAb	Hu	IHC-P
GTX04462	UPK1A antibody [MSVA-735M] HistoMAX™	Ms mAb	Hu	IHC-P
GTX04450	UPK1B antibody [MSVA-734M] HistoMAX™	Ms mAb	Hu	IHC-P
GTX04476	UPK3B antibody [MSVA-736M] HistoMAX™	Ms mAb	Hu	IHC-P
GTX04400	Villin antibody [MSVA-459R] HistoMAX™	Rec Rb mAb	Hu	IHC-P
GTX640564	Vimentin antibody [HMV332] HistoMAX™	Rec Rb mAb	Hu	IHC-P
GTX04418	Vimentin antibody [MSVA-458R] HistoMAX™	Rec Rb mAb	Hu	IHC-P
GTX04412	VWF antibody [MSVA-521R] HistoMAX™	Rec Rb mAb	Hu	IHC-P
GTX04441	ZAP70 antibody [MSVA-870R] HistoMAX™	Rec Rb mAb	Hu	IHC-P

Product Images

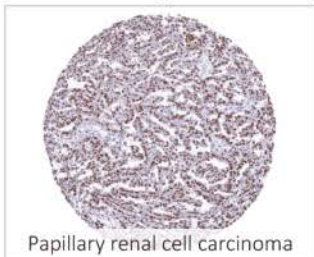
Cancer tissue

Normal tissue

53BP1 antibody [HMV324] HistoMAX™ (GTX640556) 



Esophageal adenocarcinoma



Papillary renal cell carcinoma

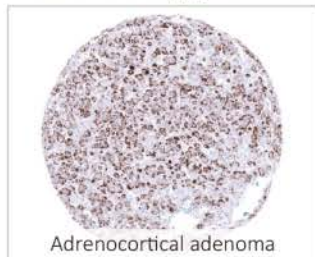


Fallopian tube



Prostate

ACE2 antibody [MSVA-919R] HistoMAX™ (GTX04425) 



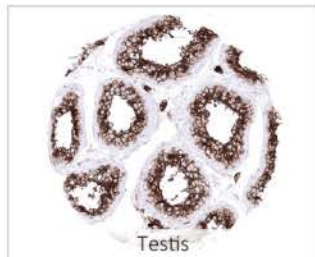
Adrenocortical adenoma



Clear cell renal cell carcinoma

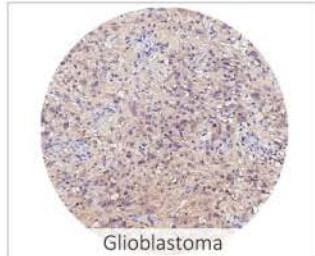


Kidney

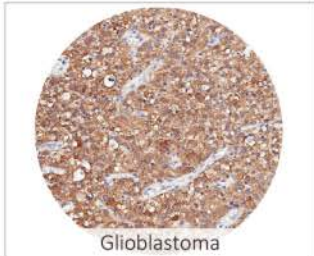


Testis

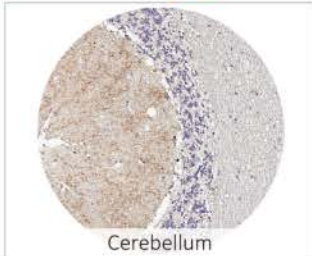
Adenosine A1 Receptor antibody [H341] HistoMAX™ (GTX641402) 



Glioblastoma




Glioblastoma



Cerebellum

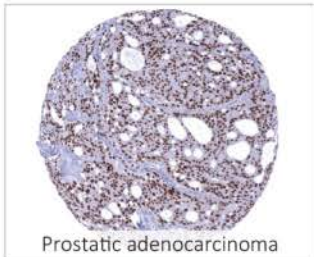


Kidney

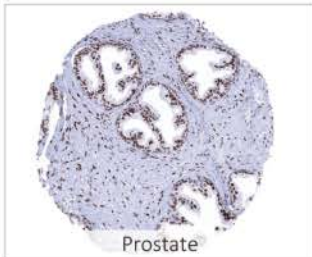
Androgen Receptor antibody [MSVA-367R] HistoMAX™ (GTX04368) 



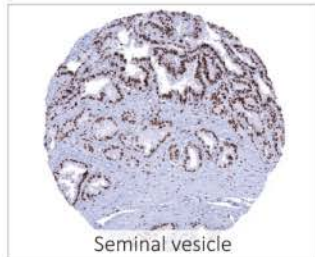
Hepatocellular carcinoma




Prostatic adenocarcinoma



Prostate



Seminal vesicle

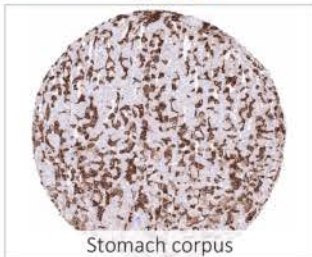
Anterior Gradient 2 antibody [HMV325] HistoMAX™ (GTX640557) 



Colorectal adenocarcinoma



Endometrioid carcinoma



Stomach corpus



Sublingual gland

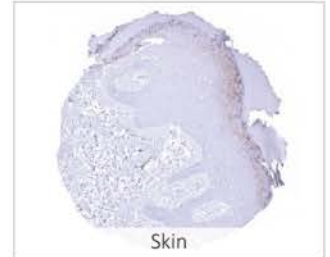
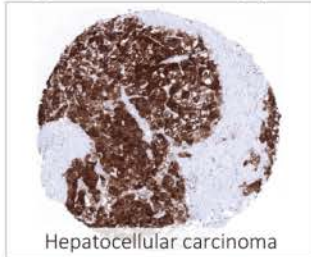
Product Images

Recombinant HistoMAX

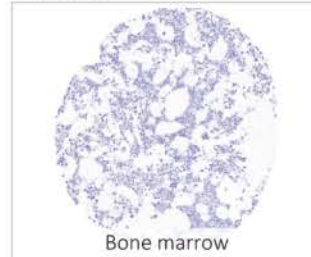
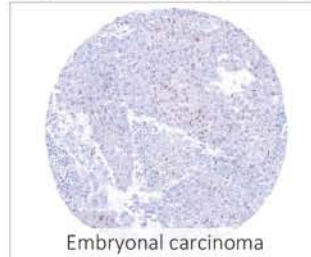
Cancer tissue

Normal tissue

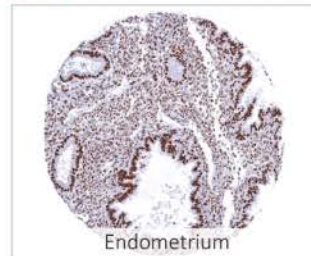
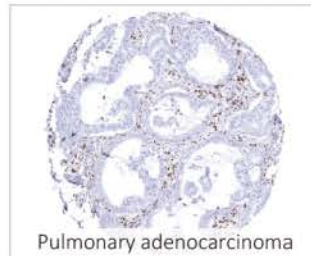
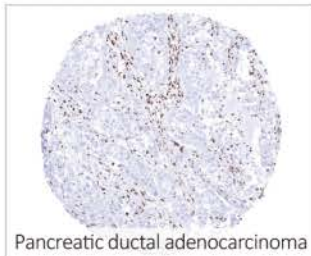
Arginase 1 antibody [MSVA-511R] HistoMAX™ (GTX04426)



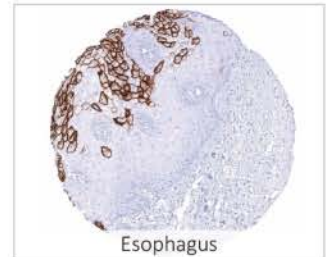
Brachyury antibody [HMV321] HistoMAX™ (GTX639945)



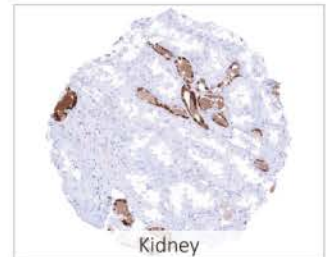
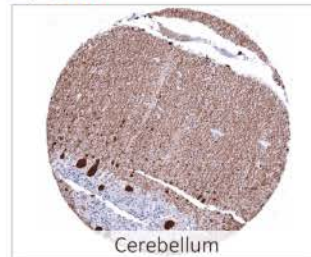
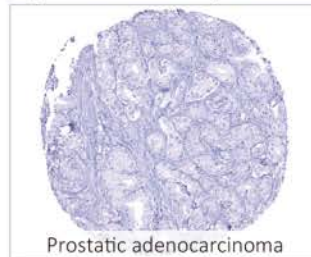
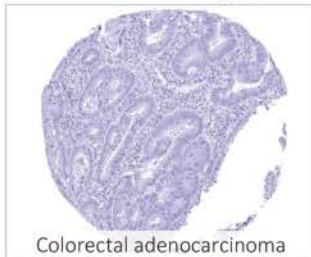
BRG1 antibody [MSVA-397R] HistoMAX™ (GTX04486)



CA19-9 antibody [HMV333] HistoMAX™ (GTX640565)



Calbindin antibody [HMV326] HistoMAX™ (GTX640558)



Product Images

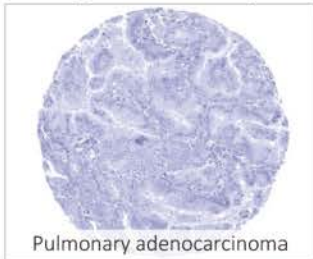
Cancer tissue

Normal tissue

Calbindin antibody [MSVA-471M] HistoMAX™ (GTX04454)



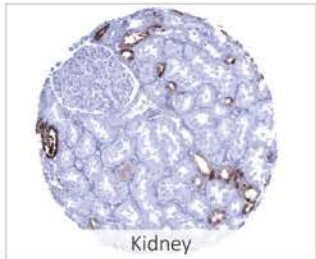
Pheochromocytoma (Adrenal gland)



Pulmonary adenocarcinoma



Cerebellum (White matter)



Kidney

Caldesmon antibody [MSVA-538R] HistoMAX™ (GTX04451)



Myopericytoma



Uterine leiomyosarcoma

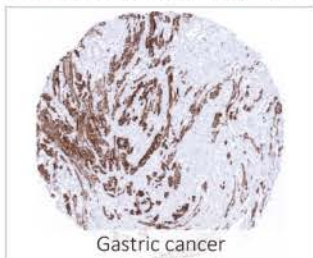


Aorta



Appendix mucosa

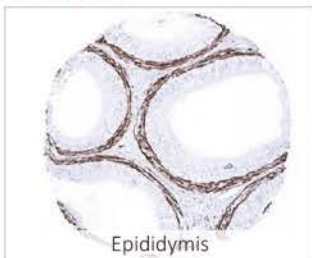
Calponin 1 antibody [MSVA-455R] HistoMAX™ (GTX04387)



Gastric cancer



Urothelial carcinoma

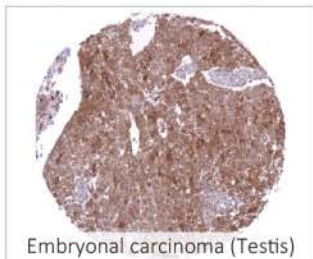


Epididymis

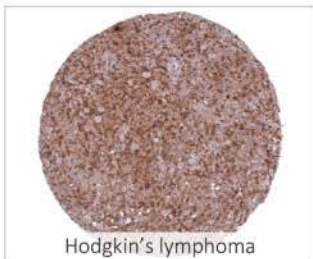


Gallbladder

Caspase 3 antibody [HMV307] HistoMAX™ (GTX639931)



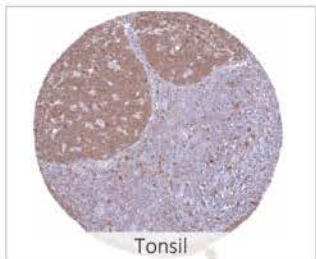
Embryonal carcinoma (Testis)



Hodgkin's lymphoma

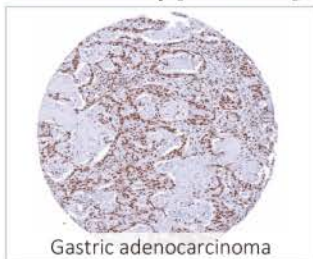


Stomach, antrum



Tonsil

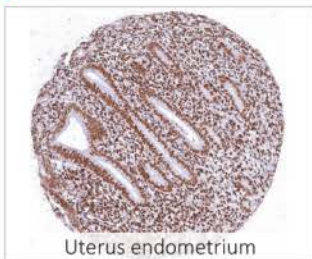
CBP antibody [HMV319] HistoMAX™ (GTX639943)



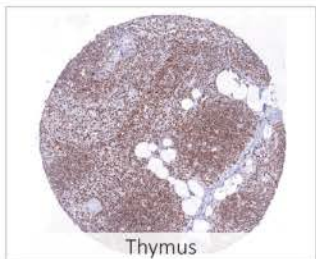
Gastric adenocarcinoma



Malignant peripheral nerve sheath tumor



Uterus endometrium



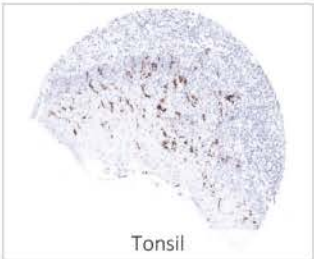
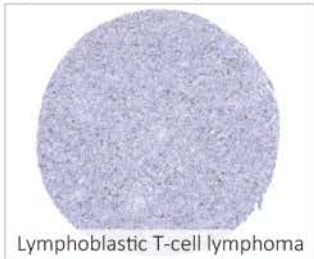
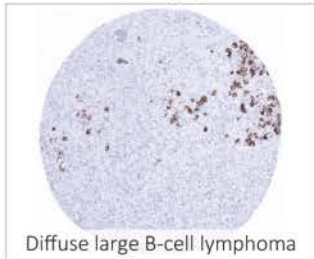
Thymus

Product Images

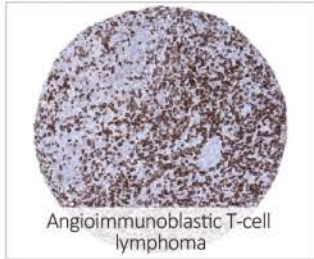
Cancer tissue

Normal tissue

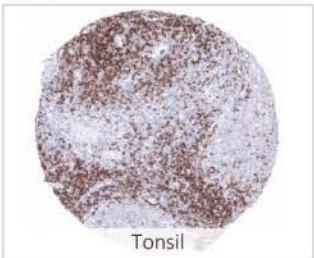
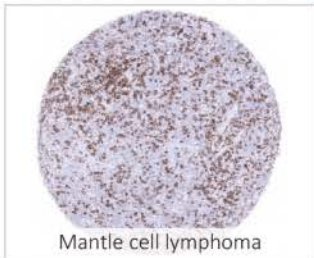
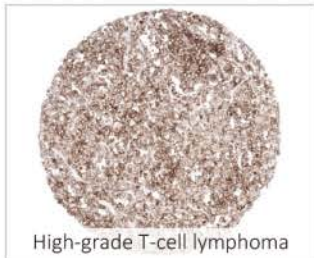
CD1a antibody [MSVA-001M] HistoMAX™ (GTX04407)



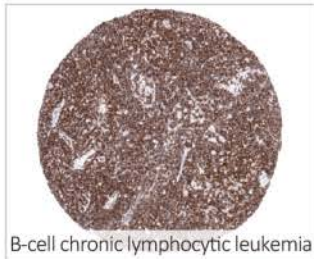
CD3 epsilon antibody [MSVA-003R] HistoMAX™ (GTX04389)



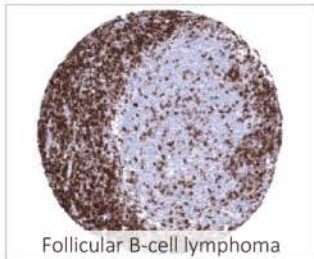
CD4 antibody [MSVA-004R] HistoMAX™ (GTX04379)



CD5 antibody [MSVA-005R] HistoMAX™ (GTX04427)



CD7 antibody [MSVA-007R] HistoMAX™ (GTX04390)

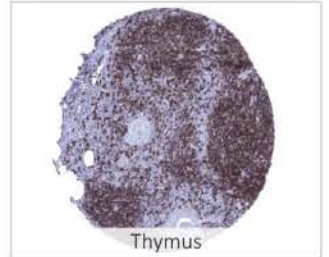
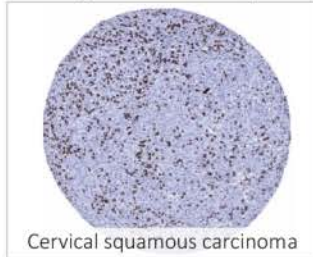
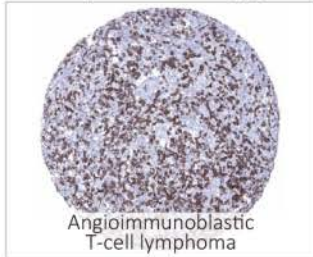


Product Images

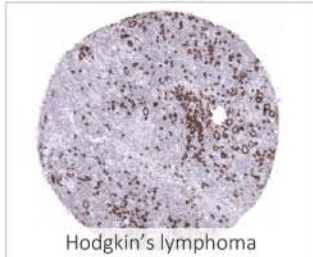
Cancer tissue

Normal tissue

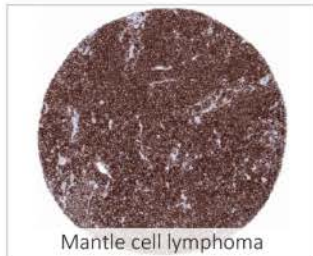
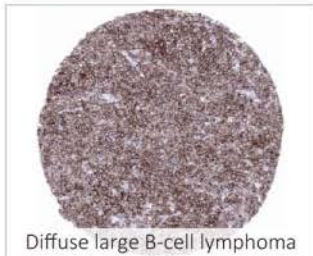
CD8 alpha antibody [MSVA-008R] HistoMAX™ (GTX04391)



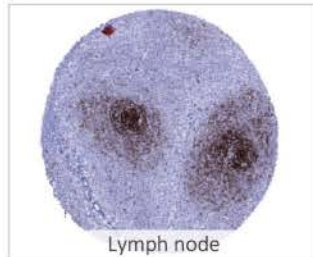
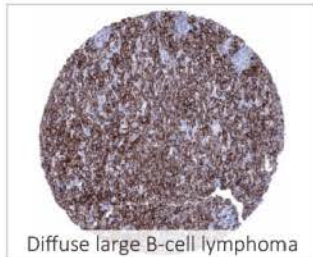
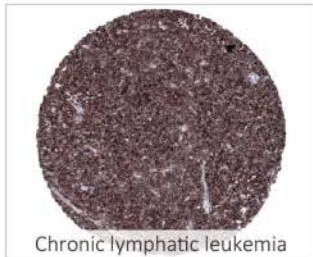
CD20 antibody [MSVA-020R] HistoMAX™ (GTX04392)



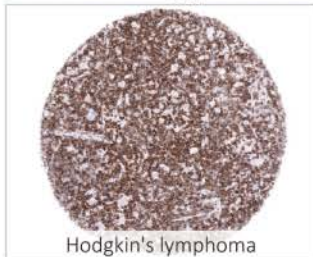
CD22 antibody [MSVA-022R] HistoMAX™ (GTX04393)



CD23 antibody [MSVA-023M] HistoMAX™ (GTX04472)



CD27 antibody [MSVA-027M] HistoMAX™ (GTX04394)



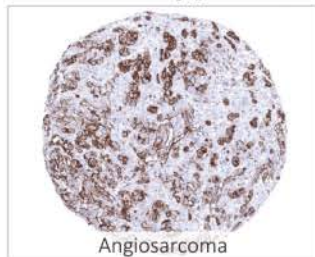
Product Images

Recombinant HistoMAX

Cancer tissue

Normal tissue

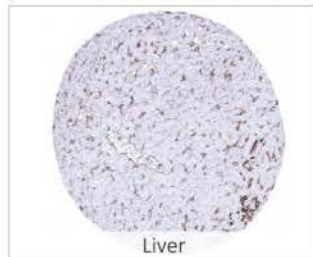
CD31 antibody [MSVA-031M] HistoMAX™ (GTX04395)



Angiosarcoma



Kaposi sarcoma (skin)

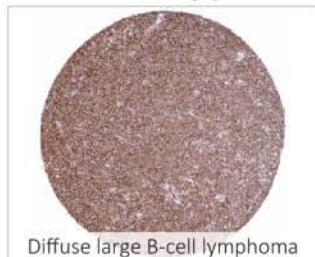


Liver

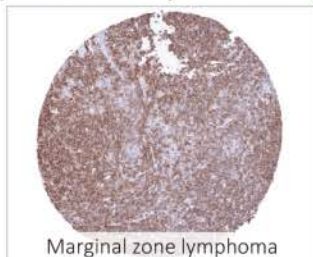


Placenta

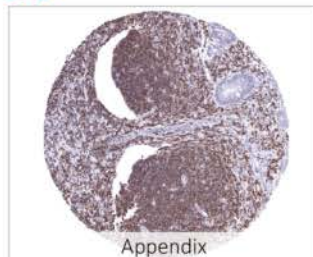
CD32B antibody [HMV315] HistoMAX™ (GTX639939)



Diffuse large B-cell lymphoma



Marginal zone lymphoma



Appendix



Stomach

CD34 antibody [MSVA-034R] HistoMAX™ (GTX04386)



Dermatofibrosarcoma



Liposarcoma

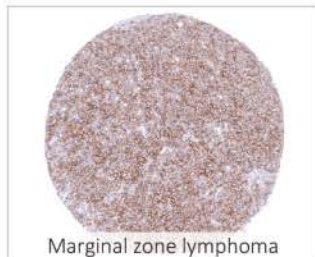


Endocervix

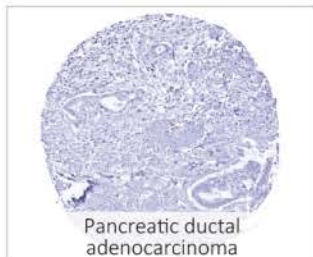


Heart

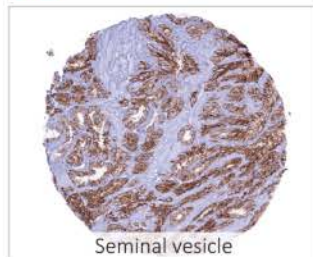
CD38 antibody [MSVA-038R] HistoMAX™ (GTX04967)



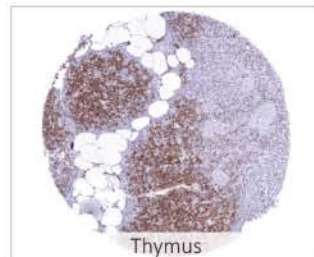
Marginal zone lymphoma



Pancreatic ductal adenocarcinoma

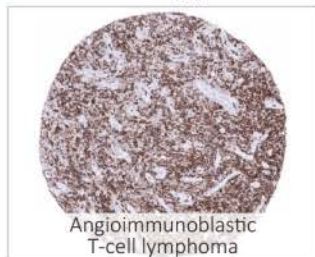


Seminal vesicle

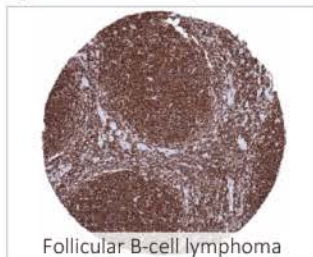


Thymus

CD45 antibody [MSVA-045R] HistoMAX™ (GTX04432)



Angioimmunoblastic T-cell lymphoma



Follicular B-cell lymphoma



Appendix



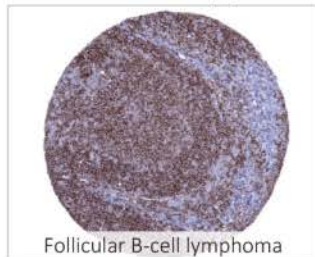
Duodenum

Product Images

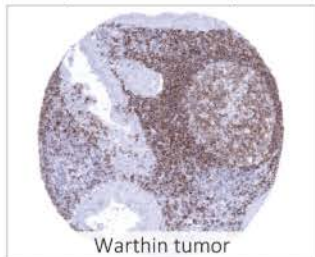
Cancer tissue

Normal tissue

CD45RA antibody [MSVA-472M] HistoMAX™ (GTX04372)



Follicular B-cell lymphoma



Warthin tumor

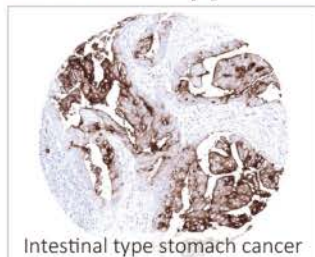


Lymph node

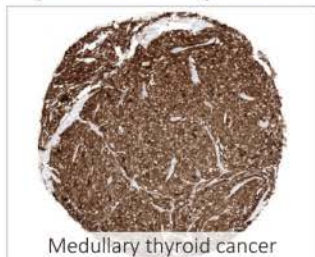


Spleen

CD66e antibody [MSVA-465R] HistoMAX™ (GTX04399)



Intestinal type stomach cancer



Medullary thyroid cancer



Colon

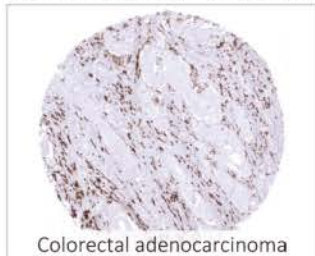


Esophagus

CD163 antibody [MSVA-163M] HistoMAX™ (GTX04381)



Clear cell renal cell carcinoma



Colorectal adenocarcinoma

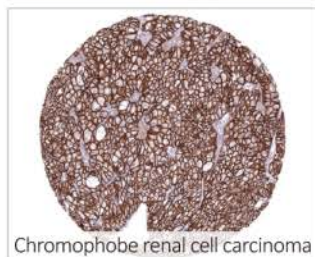


Placenta

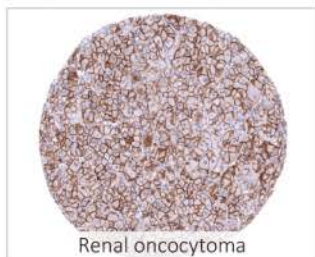


Tonsil

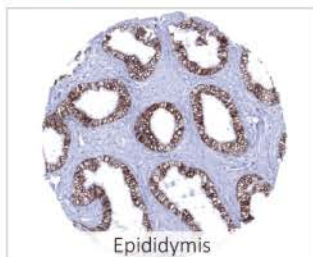
CDH16 antibody [MSVA-516R] HistoMAX™ (GTX04455)



Chromophobe renal cell carcinoma



Renal oncocytoma

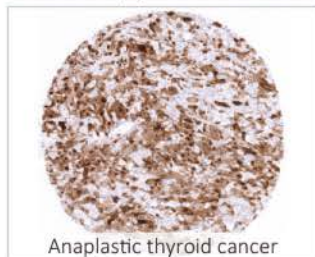


Epididymis



Thyroid gland

CDKN2A / p16INK4a antibody [MSVA-016R] HistoMAX™ (GTX04442)



Anaplastic thyroid cancer



Uterine leiomyosarcoma



Pancreas



Pituitary gland

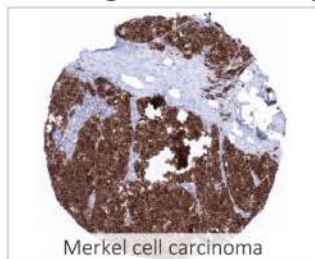
Product Images

Recombinant HistoMAX

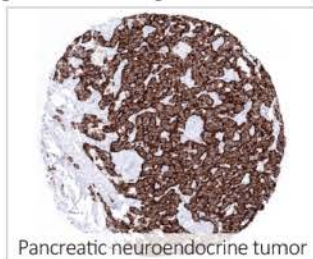
Cancer tissue

Normal tissue

Chromogranin A antibody [MSVA-380R] HistoMAX™ (GTX04370)



Merkel cell carcinoma



Pancreatic neuroendocrine tumor

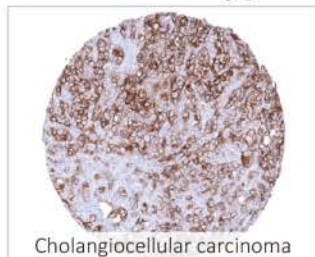


Adrenal gland (medulla)



Pituitary gland

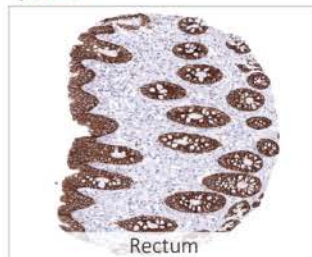
Claudin 3 antibody [HMV309] HistoMAX™ (GTX639933)



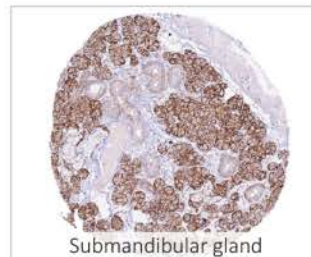
Cholangiocellular carcinoma



High-grade serous ovarian cancer

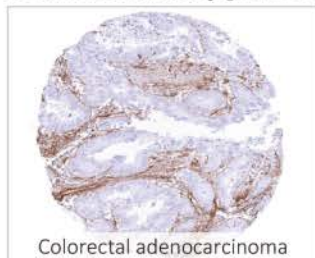


Rectum



Submandibular gland

COL4A1 antibody [HMV327] HistoMAX™ (GTX640559)



Colorectal adenocarcinoma



Papillary thyroid cancer



Heart



Urinary bladder

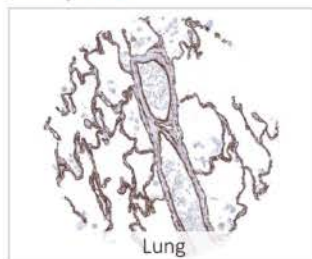
Collagen IV antibody [MSVA-704R] HistoMAX™ (GTX04434)



Adenocarcinoma (Prostate)



Papillary renal cell carcinoma



Lung

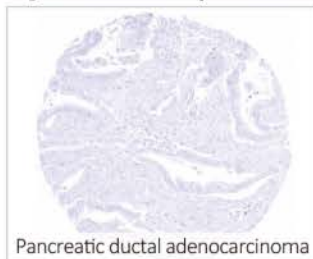


Pituitary gland

CPA1 antibody [MSVA-601M] HistoMAX™ (GTX04433)



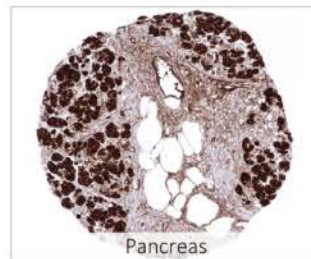
Pancreatic acinar cell carcinoma



Pancreatic ductal adenocarcinoma



Liver



Pancreas

Product Images

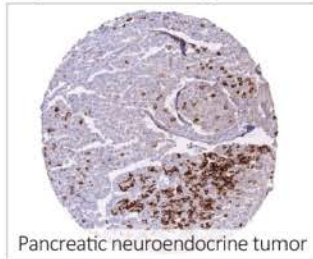
Cancer tissue

Normal tissue

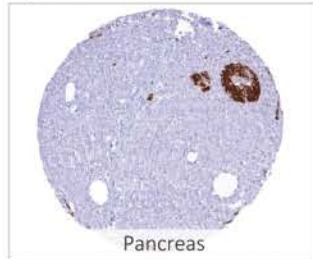
C-Peptide antibody [HMV363] HistoMAX™ (GTX639928)



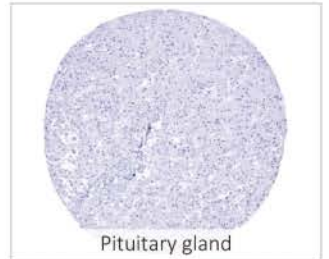
Insulinoma



Pancreatic neuroendocrine tumor

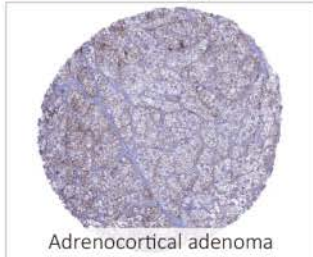


Pancreas

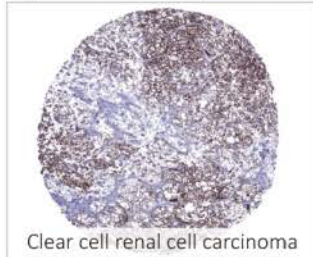


Pituitary gland

CTLA4 antibody [MSVA-152R] HistoMAX™ (GTX04439)



Adrenocortical adenoma



Clear cell renal cell carcinoma

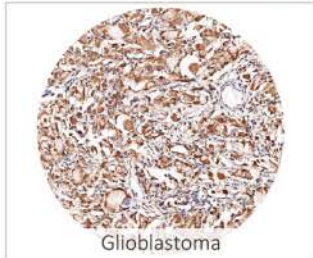


Spleen

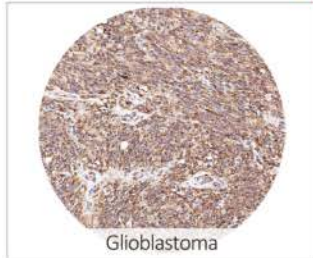


Tonsil

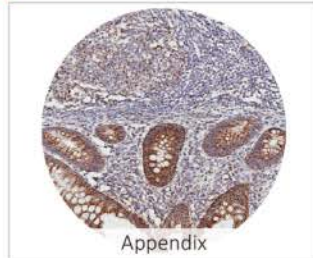
CXCR7 antibody [H342] HistoMAX™ (GTX641403)



Glioblastoma



Glioblastoma

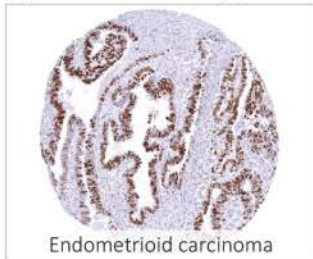


Appendix



Placenta

Cyclin E1 antibody [MSVA-898R] HistoMAX™ (GTX04969)



Endometrioid carcinoma



Muscle-invasive urothelial carcinoma



Placenta



Pregnant uterus (decidua)

Cystatin A antibody [MSVA-461M] HistoMAX™ (GTX04453)



Anal canal - Squamous cell carcinoma



Pharynx - Squamous cell carcinoma



Esophagus



Skin

Product Images

Recombinant HistoMAX

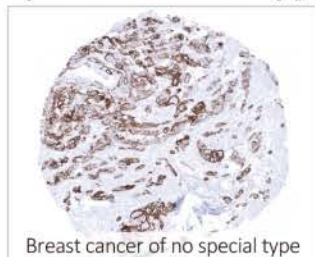
Cancer tissue

Normal tissue

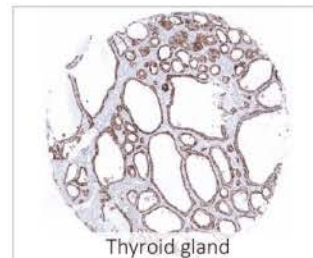
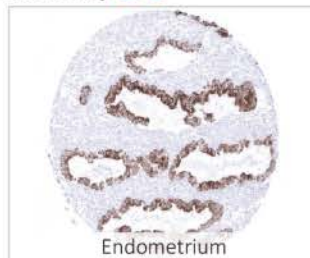
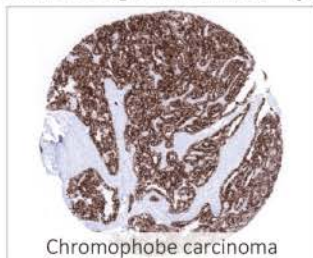
Cytokeratin 5 antibody [MSVA-605M] HistoMAX™ (GTX04402)



Cytokeratin 6 antibody [MSVA-606R] HistoMAX™ (GTX04403)



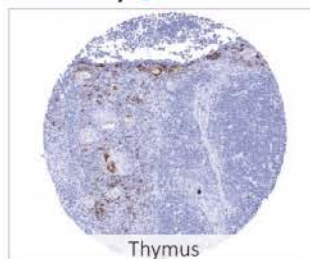
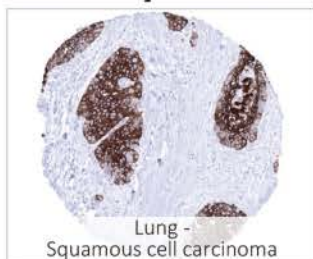
Cytokeratin 7 antibody [MSVA-607R] HistoMAX™ (GTX04375)



Cytokeratin 10 antibody [MSVA-610M] HistoMAX™ (GTX04401)



Cytokeratin 13 antibody [MSVA-613M] HistoMAX™ (GTX04385)



Product Images

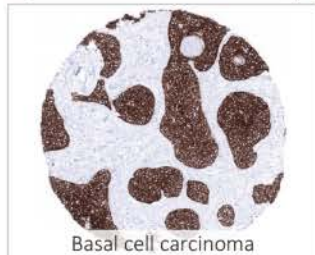
Cancer tissue

Normal tissue

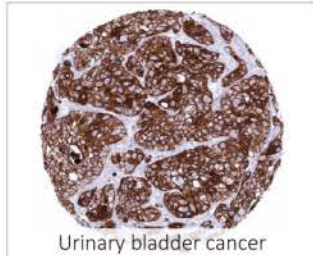
Cytokeratin 14 antibody [MSVA-614R] HistoMAX™ (GTX04377)



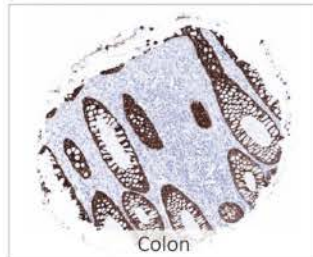
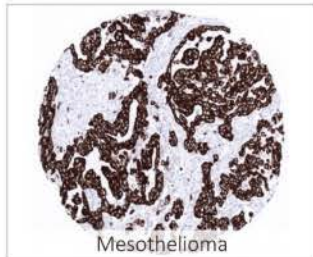
Cytokeratin 15 antibody [MSVA-615M] HistoMAX™ (GTX04411)



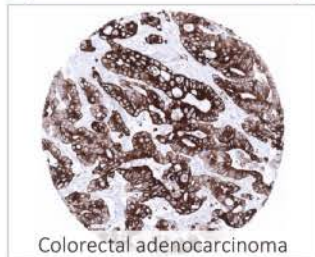
Cytokeratin 18 antibody [MSVA-118R] HistoMAX™ (GTX04374)



Cytokeratin 19 antibody [MSVA-119M] HistoMAX™ (GTX04378)



Cytokeratin 20 antibody [MSVA-620R] HistoMAX™ (GTX04376)



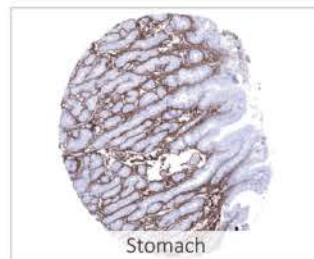
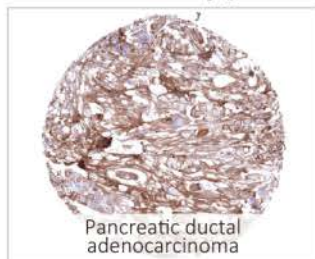
Product Images

Recombinant HistoMAX

Cancer tissue

Normal tissue

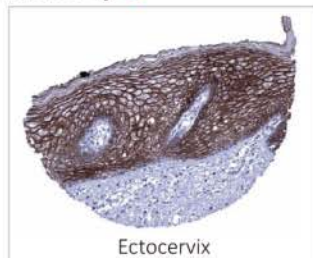
Decorin antibody [MSVA-537R] HistoMAX™ (GTX04463)



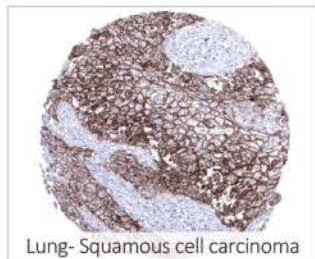
Desmin antibody [MSVA-651M] HistoMAX™ (GTX04410)



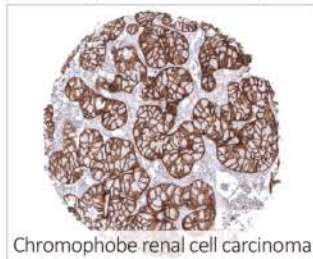
Desmoglein 1 antibody [MSVA-544M] HistoMAX™ (GTX04464)



Desmoglein 3 antibody [MSVA-543M] HistoMAX™ (GTX04468)



E-Cadherin antibody [MSVA-035R] HistoMAX™ (GTX04367)

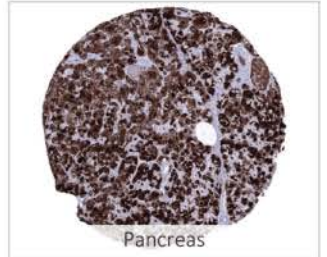
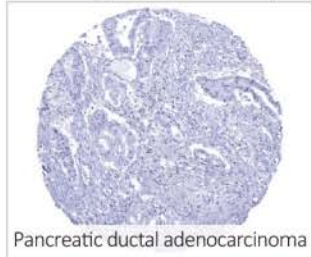
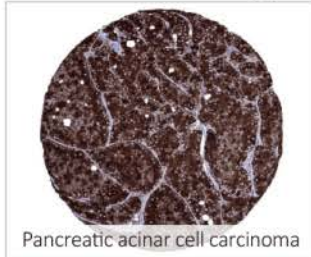


Product Images

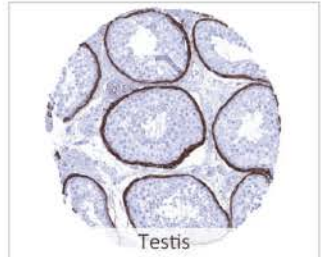
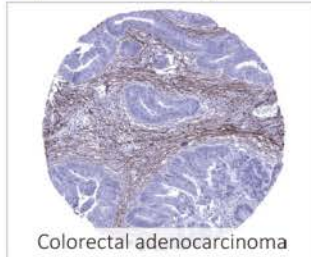
Cancer tissue

Normal tissue

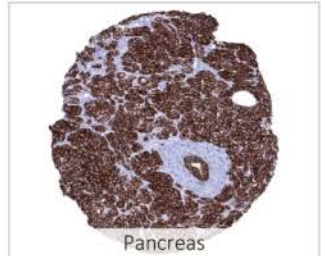
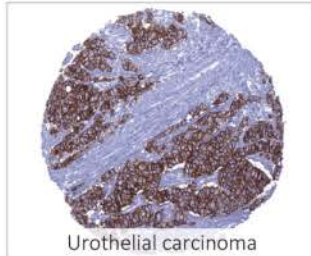
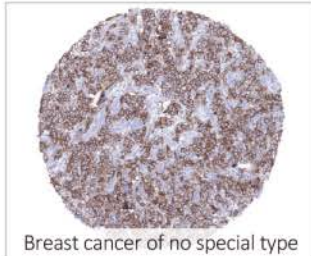
Elastase 3B antibody [MSVA-410M] HistoMAX™ (GTX04445)



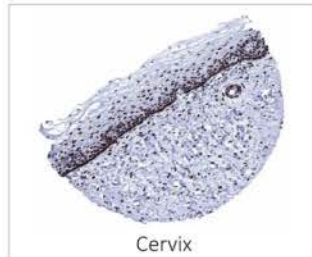
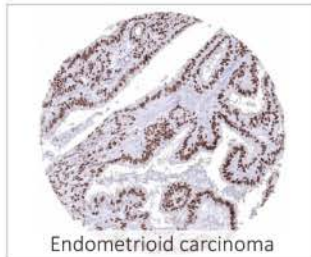
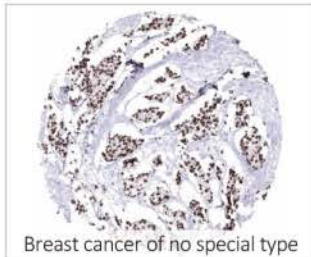
Elastin antibody [MSVA-648R] HistoMAX™ (GTX04466)



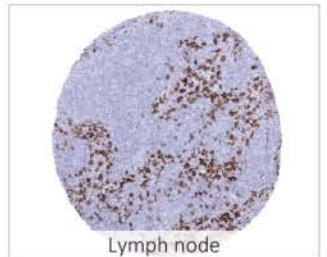
EpCAM antibody [MSVA-326R] HistoMAX™ (GTX04380)



Estrogen Receptor alpha antibody [MSVA-564R] HistoMAX™ (GTX04474)



Factor XIIIa antibody [MSVA-813R] HistoMAX™ (GTX04452)



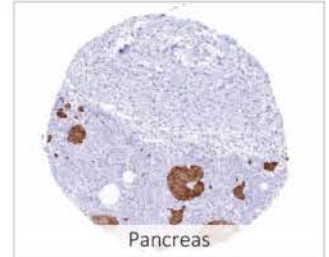
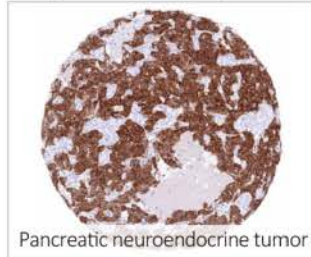
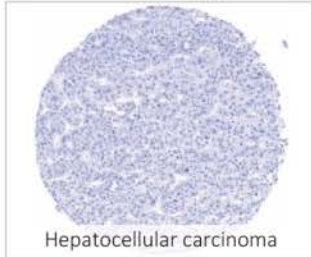
Product Images

Recombinant HistoMAX

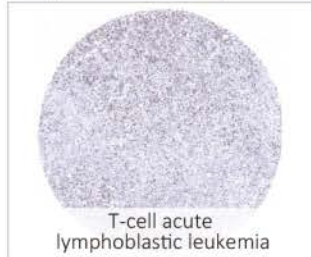
Cancer tissue

Normal tissue

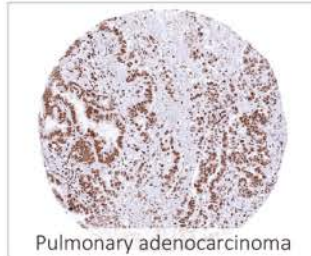
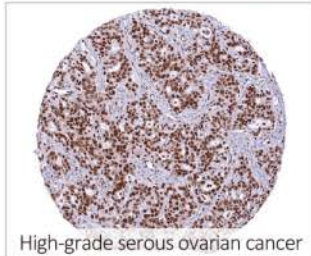
GAD65 antibody [MSVA-602M] HistoMAX™ (GTX04477)



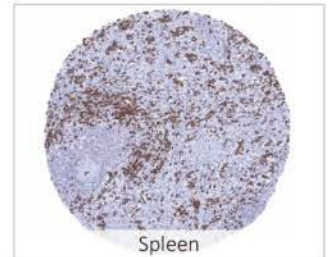
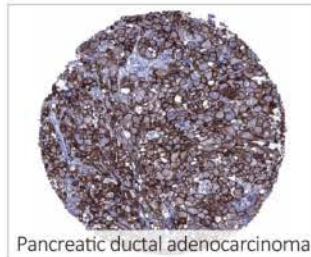
GATA3 antibody [MSVA-450M] HistoMAX™ (GTX04420)



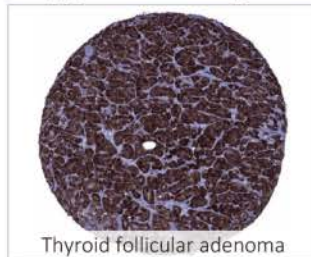
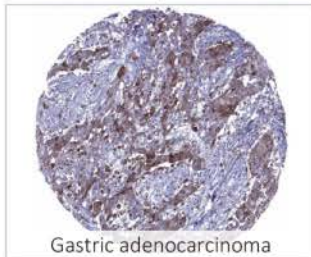
Glucocorticoid Receptor antibody [HMV304] HistoMAX™ (GTX639927)



Glut1 antibody [MSVA-401R] HistoMAX™ (GTX04469)



Glutamine synthetase antibody [MSVA-750M] HistoMAX™ (GTX04471)

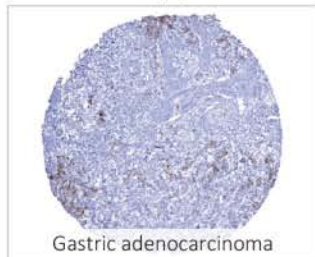


Product Images

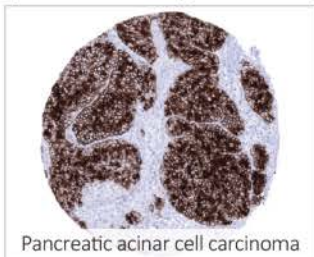
Cancer tissue

Normal tissue

GP2 antibody [MSVA-475M] HistoMAX™ (GTX04436)



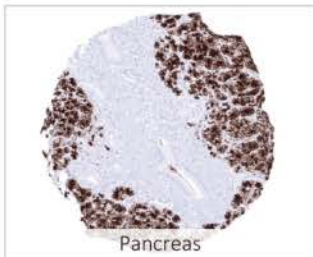
Gastric adenocarcinoma



Pancreatic acinar cell carcinoma

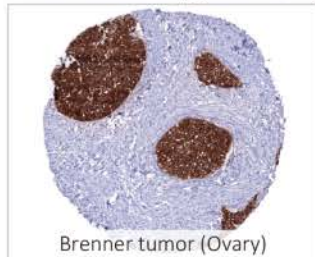


Brunner gland (Duodenum)



Pancreas

GPX2 antibody [HMOV301] HistoMAX™ (GTX639924)



Brenner tumor (Ovary)



Colorectal adenocarcinoma



Appendix

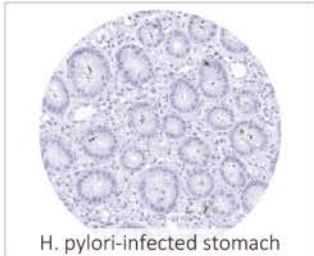


Gallbladder

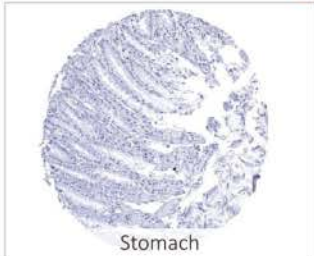
Helicobacter pylori Catalase antibody [MSVA-466M] HistoMAX™ (GTX04479)



Gastritis

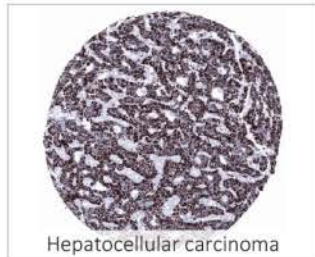


H. pylori-infected stomach

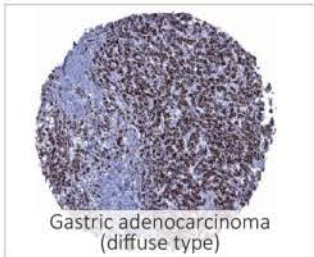


Stomach

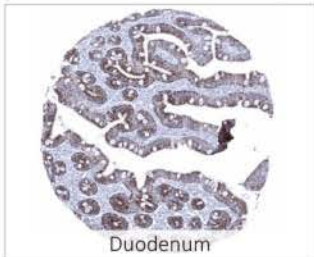
Hepatocyte Specific Antigen antibody [MSVA-OCE5] HistoMAX™ (GTX04478)



Hepatocellular carcinoma



Gastric adenocarcinoma (diffuse type)

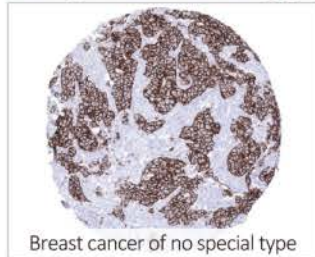


Duodenum

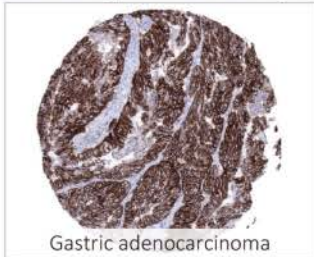


Liver

Her2 / ErbB2 antibody [MSVA-340R] HistoMAX™ (GTX04428)



Breast cancer of no special type



Gastric adenocarcinoma



Placenta



Prostate

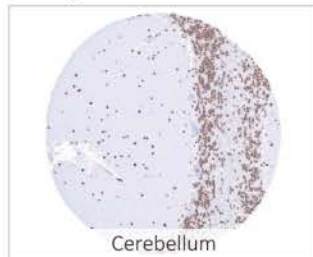
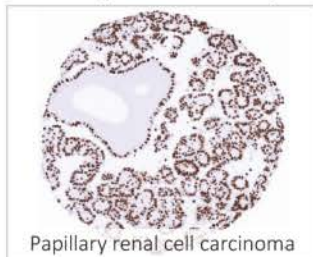
Product Images

Recombinant HistoMAX

Cancer tissue

Normal tissue

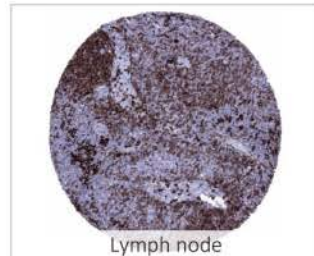
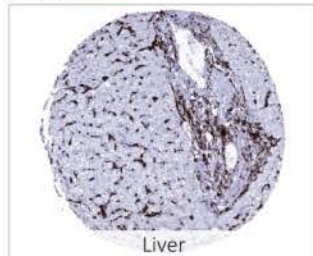
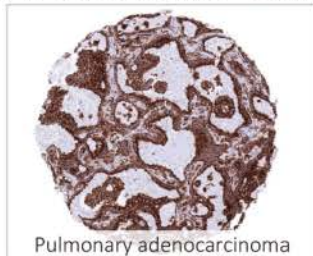
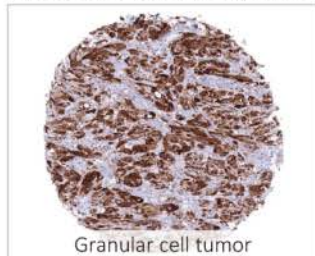
Histone H3 antibody [MSVA-903M] HistoMAX™ (GTX04421)



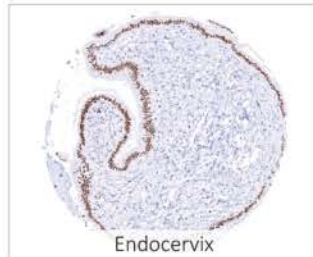
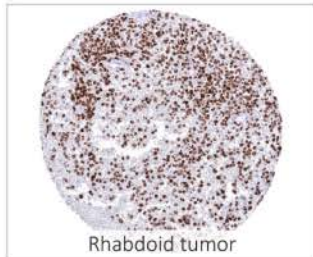
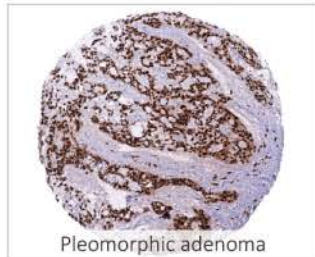
HLA-DRA antibody [MSVA-470R] HistoMAX™ (GTX04429)



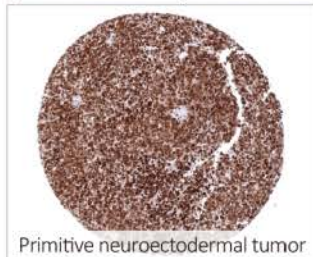
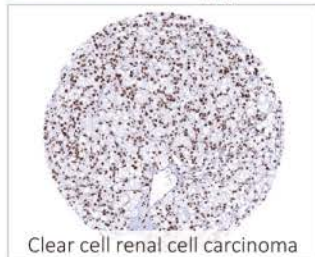
HLA-DRB1 antibody [MSVA-478R] HistoMAX™ (GTX04457)



HMGA2 antibody [HMV314] HistoMAX™ (GTX639938)



HMGB1 antibody [HMV317] HistoMAX™ (GTX639941)

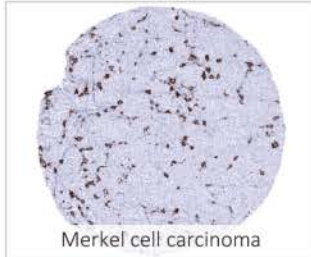


Product Images

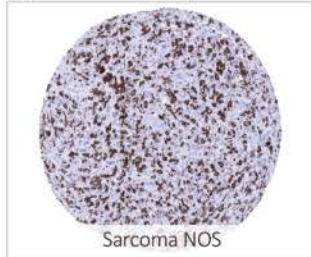
Cancer tissue

Normal tissue

Iba1 antibody [MSVA-955M] HistoMAX™ (GTX04465)



Merkel cell carcinoma



Sarcoma NOS

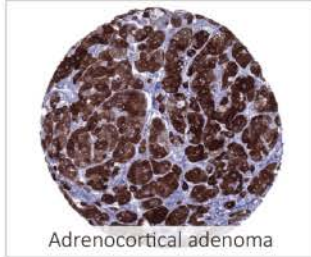


Adrenal gland

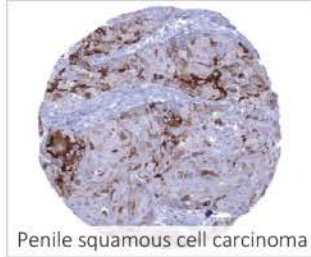


Spleen

Inhibin alpha antibody [MSVA-561R] HistoMAX™ (GTX04415)



Adrenocortical adenoma



Penile squamous cell carcinoma



Ovary, corpus luteum

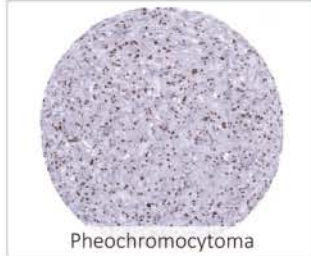


Testis

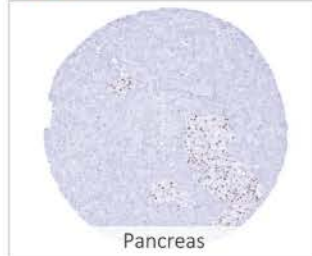
INSM1 antibody [MSVA-456R] HistoMAX™ (GTX04423)



Lung - Small cell neuroendocrine carcinoma



Pheochromocytoma



Pancreas

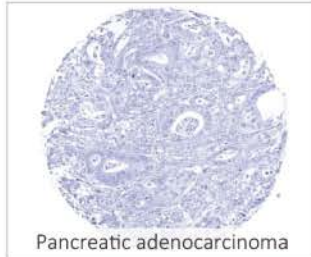


Pituitary gland

Insulin antibody [HMV308] HistoMAX™ (GTX639932)



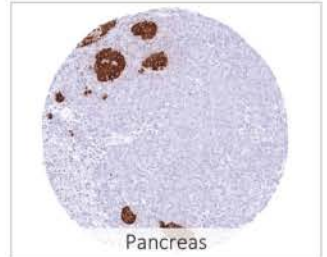
Insulinoma



Pancreatic adenocarcinoma



Liver



Pancreas

Kallikrein 7 antibody [MSVA-707M] HistoMAX™ (GTX04475)



High-grade serous ovarian cancer



Keratinizing squamous cell carcinoma



Esophagus



Skin

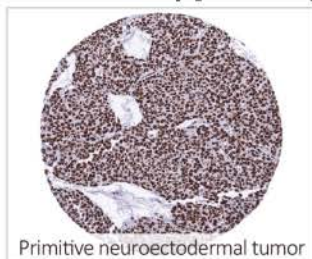
Product Images

Recombinant HistoMAX

Cancer tissue

Normal tissue

KAP1 antibody [HMV335] HistoMAX™ (GTX640915) 



Primitive neuroectodermal tumor



Warthin tumor (Salivary gland)



Esophagus

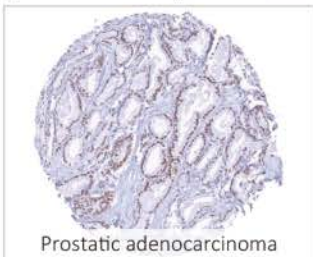


Stomach

KDM6A antibody [HMV311] HistoMAX™ (GTX639935) 



Colorectal adenocarcinoma



Prostatic adenocarcinoma

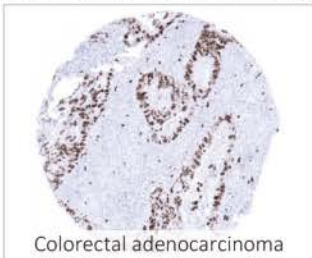


Breast



Spleen

Ki67 antibody [MSVA-267M] HistoMAX™ (GTX04361) 



Colorectal adenocarcinoma



Seminoma

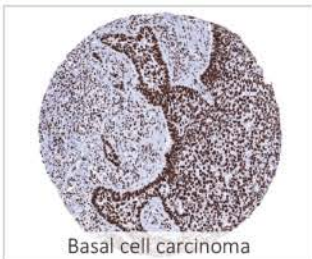


Duodenum

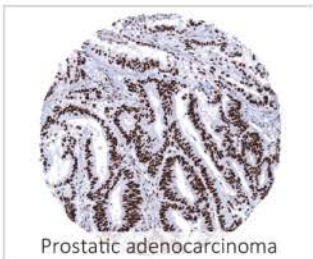


Thymus

Ku80 antibody [MSVA-880M] HistoMAX™ (GTX04480) 



Basal cell carcinoma



Prostatic adenocarcinoma

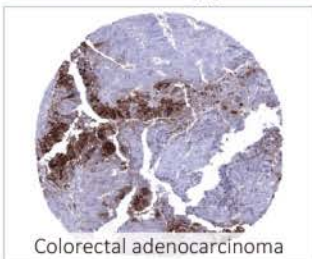


Skin

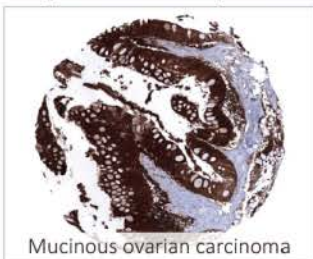


Stomach

L-FABP antibody [MSVA-501M] HistoMAX™ (GTX04448) 



Colorectal adenocarcinoma



Mucinous ovarian carcinoma



Duodenum



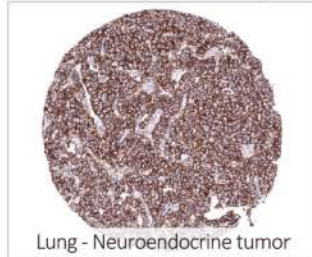
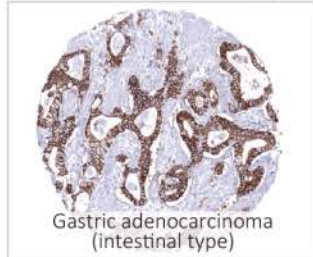
Rectum

Product Images

Cancer tissue

Normal tissue

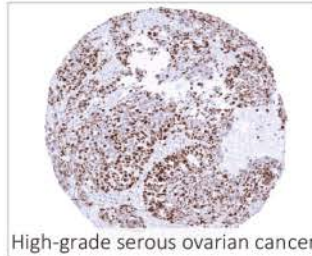
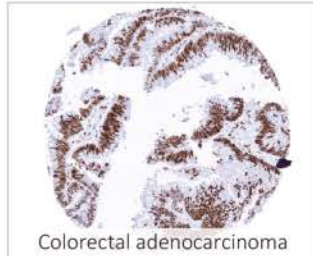
LI-Cadherin antibody [MSVA-517M HistoMAX™ (GTX04447)



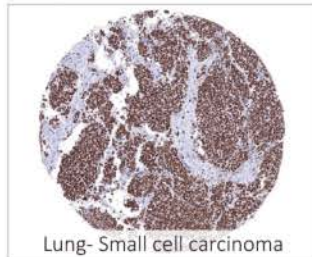
Mammaglobin A antibody [MSVA-457R] HistoMAX™ (GTX04406)



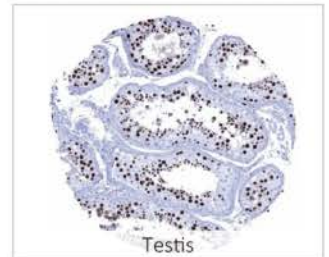
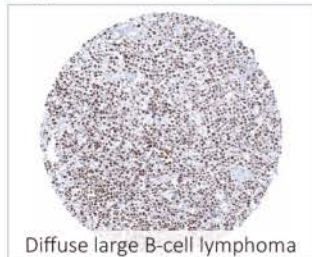
MCM2 antibody [MSVA-502R] HistoMAX™ (GTX04968)



MCM3 antibody [MSVA-503M] HistoMAX™ (GTX04424)



MCM7 antibody [MSVA-507R] HistoMAX™ (GTX04444)



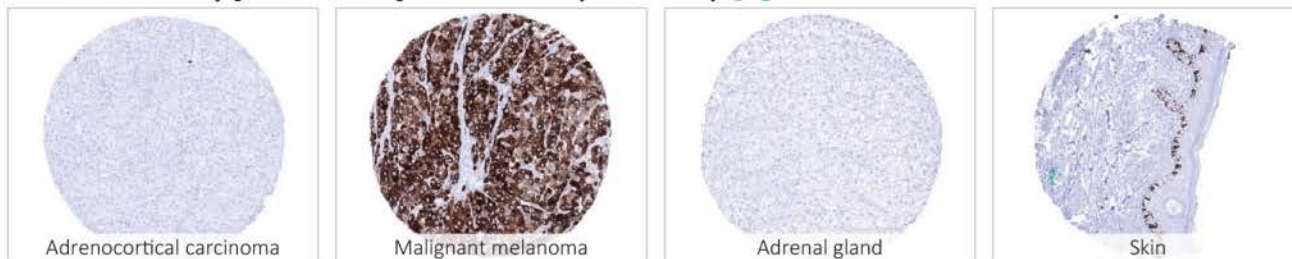
Product Images

Recombinant HistoMAX

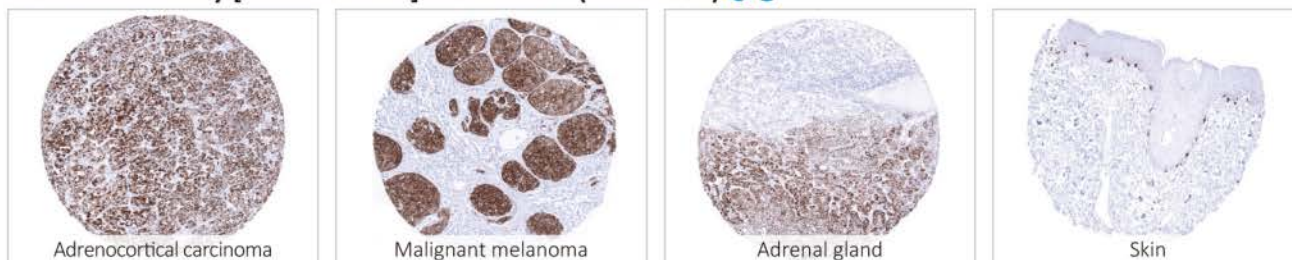
Cancer tissue

Normal tissue

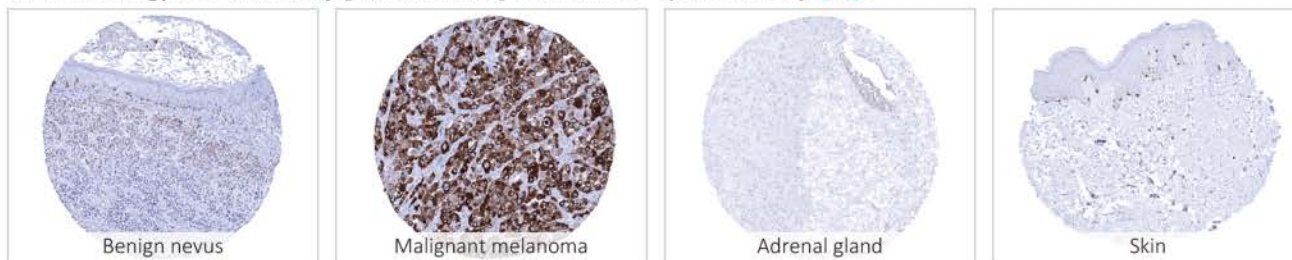
Melan A antibody [MSVA-900M] HistoMAX™ (GTX04383)



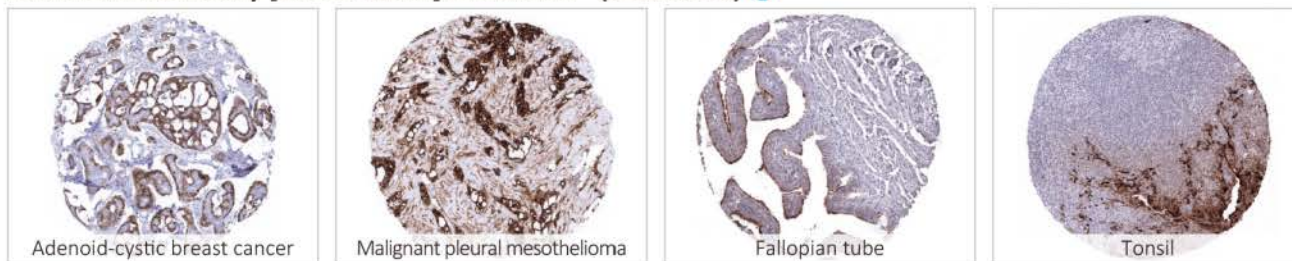
Melan A antibody [MSVA-901M+] HistoMAX™ (GTX04384)



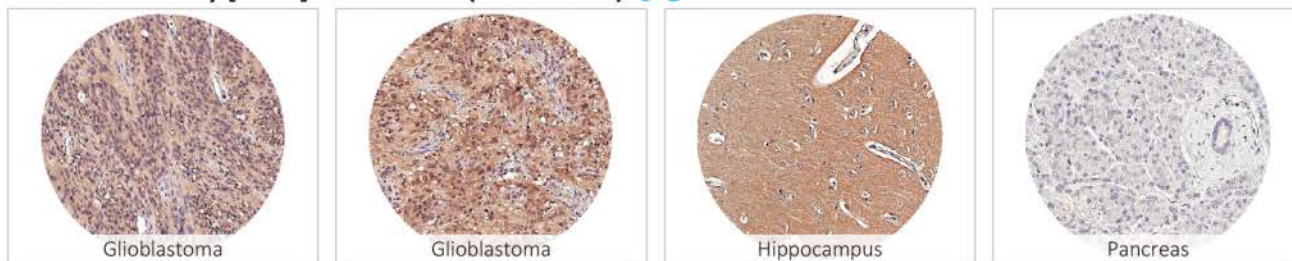
Melanoma gp100 antibody [MSVA-617R] HistoMAX™ (GTX04382)



Mesothelin antibody [MSVA-235M] HistoMAX™ (GTX04373)



mGluR5 antibody [H339] HistoMAX™ (GTX641400)

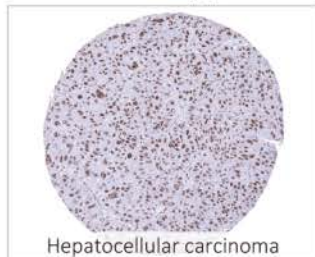


Product Images

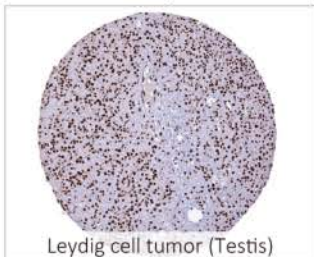
Cancer tissue

Normal tissue

Mre11 antibody [HMV328] HistoMAX™ (GTX640560)



Hepatocellular carcinoma



Leydig cell tumor (Testis)



Bronchus

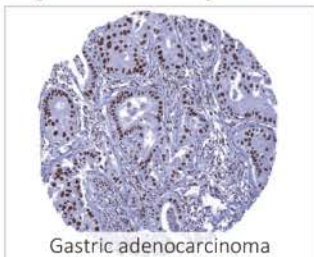


Urinary bladder

MSH2 antibody [MSVA-902M] HistoMAX™ (GTX04408)



Colorectal adenocarcinoma



Gastric adenocarcinoma

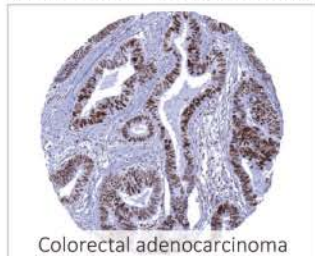


Colon



Esophagus

MSH6 antibody [MSVA-906R] HistoMAX™ (GTX04416)



Colorectal adenocarcinoma



Malignant mixed Müllerian tumor

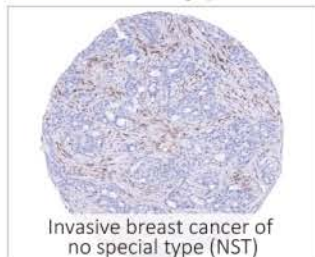


Duodenum

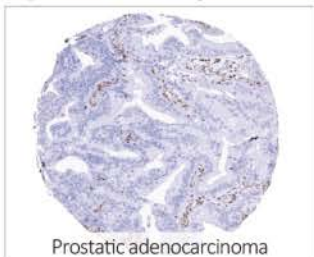


Tonsil

MTAP antibody [MSVA-741R] HistoMAX™ (GTX04964)



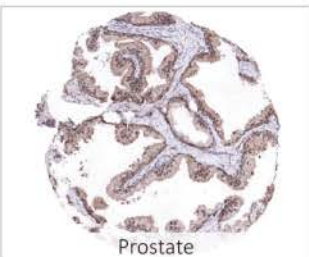
Invasive breast cancer of no special type (NST)



Prostatic adenocarcinoma



Breast



Prostate

MUC1 antibody [MSVA-672R] HistoMAX™ (GTX04397)



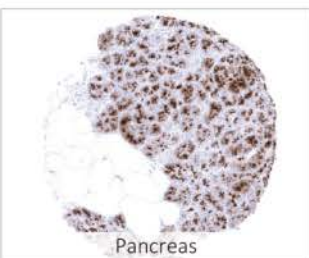
Esophageal squamous cell carcinoma



Malignant mesothelioma



Kidney



Pancreas

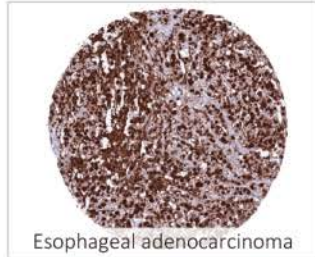
Product Images

Recombinant HistoMAX

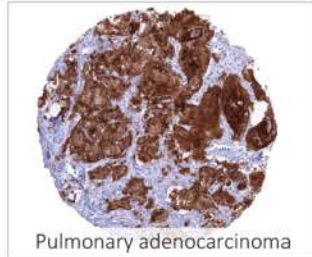
Cancer tissue

Normal tissue

MUC2 antibody [HMV310] HistoMAX™ (GTX639934)



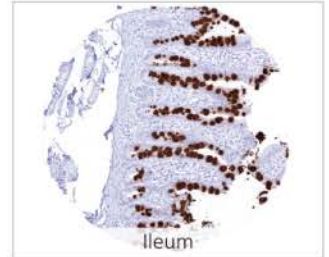
Esophageal adenocarcinoma



Pulmonary adenocarcinoma

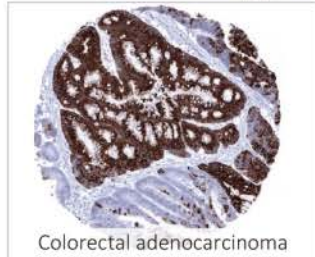


Colon

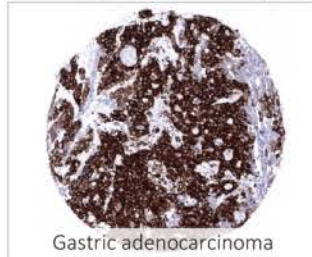


Ileum

Mucin 5AC antibody [MSVA-109M] HistoMAX™ (GTX04364)



Colorectal adenocarcinoma



Gastric adenocarcinoma



Gallbladder



Stomach

Mucin 6 antibody [MSVA-806R] HistoMAX™ (GTX04409)



Colorectal adenocarcinoma



Endometrioid endometrium carcinoma



Seminal vesicle

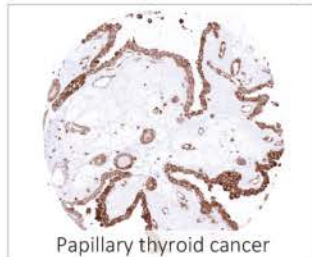


Stomach

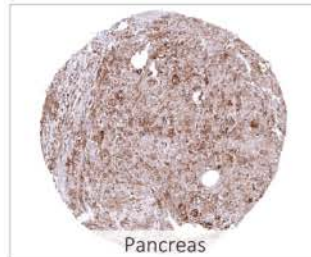
MX1 antibody [HMV316] HistoMAX™ (GTX639940)



High-grade serous ovarian cancer



Papillary thyroid cancer



Pancreas

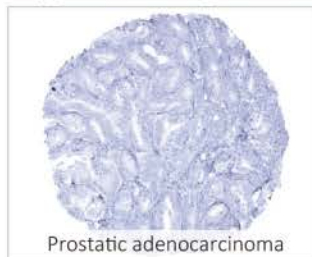


Sublingual gland

Myelin basic protein antibody [MSVA-390R] HistoMAX™ (GTX04435)



Oncocytoma



Prostatic adenocarcinoma



Cerebellum



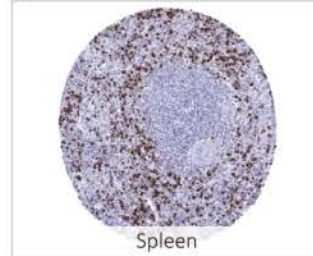
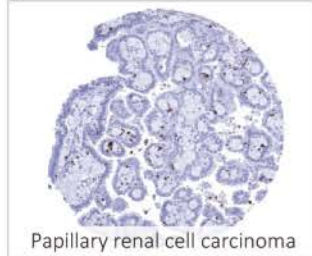
Cerebrum (grey matter)

Product Images

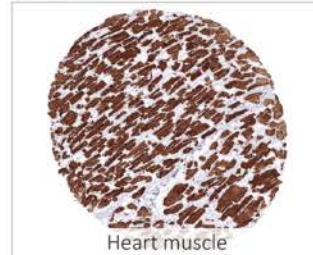
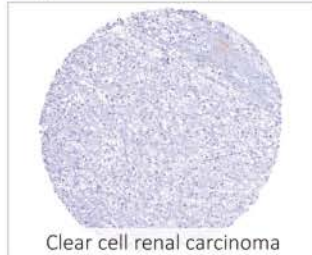
Cancer tissue

Normal tissue

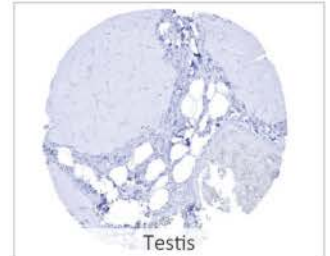
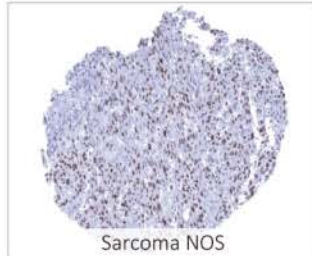
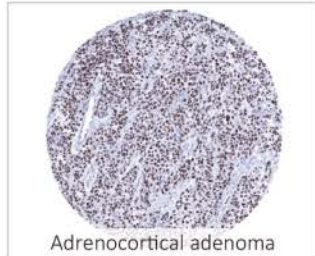
Myeloperoxidase antibody [MSVA-692M] HistoMAX™ (GTX04470)



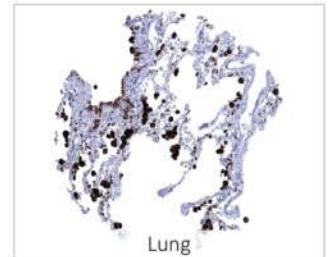
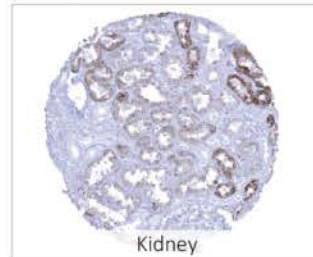
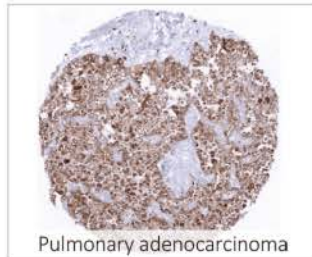
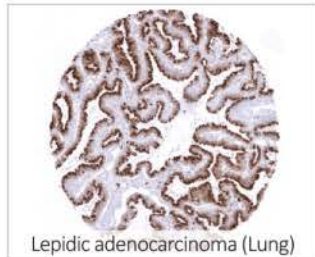
MYH7 antibody [MSVA-464M] HistoMAX™ (GTX04970)



MyoD1 antibody [MSVA-801R] HistoMAX™ (GTX04419)



Napsin A antibody [MSVA-112R] HistoMAX™ (GTX04366)



NFIX antibody [HMV329] HistoMAX™ (GTX640561)

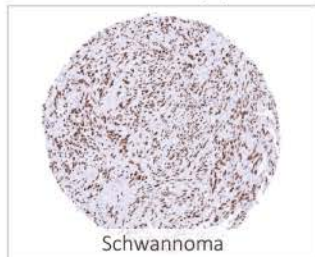


Product Images

Cancer tissue

Normal tissue

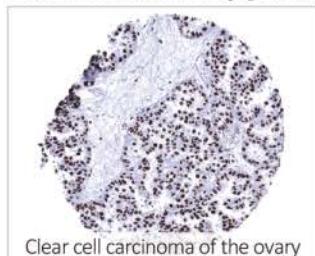
NKX2.1 antibody [MSVA-312R] HistoMAX™ (GTX04489)



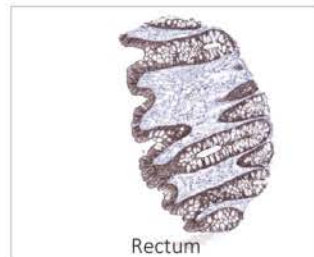
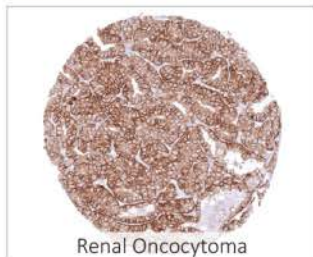
NSE antibody [MSVA-451M] HistoMAX™ (GTX04388)



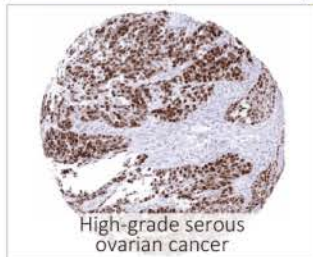
Nucleolin antibody [MSVA-623R] HistoMAX™ (GTX04456)



Occludin antibody [MSVA-415M] HistoMAX™ (GTX04461)



p53 antibody [MSVA-053R] HistoMAX™ (GTX04482)

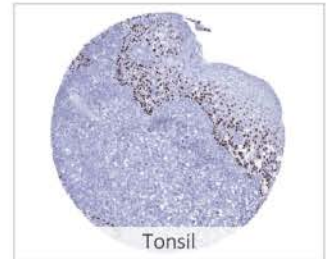
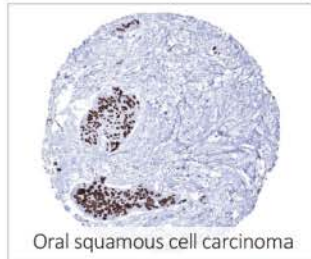
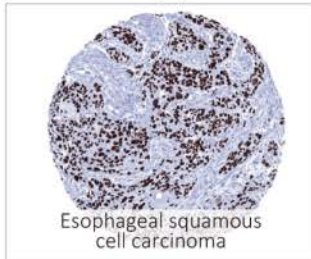


Product Images

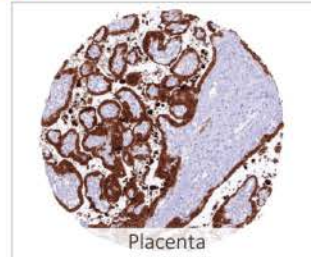
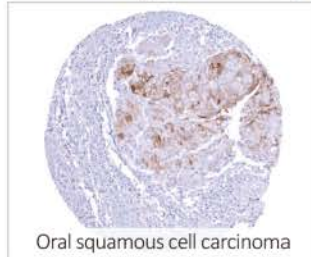
Cancer tissue

Normal tissue

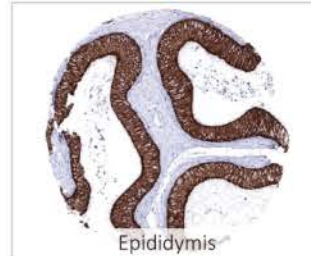
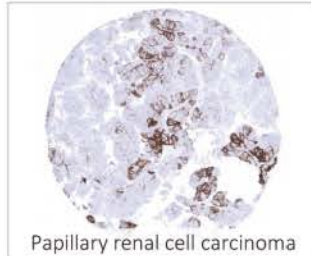
p63 antibody [MSVA-063R] HistoMAX™ (GTX04458)



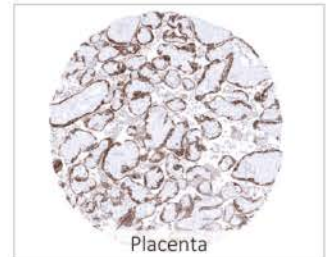
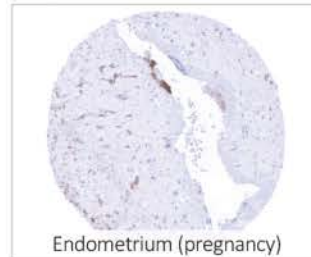
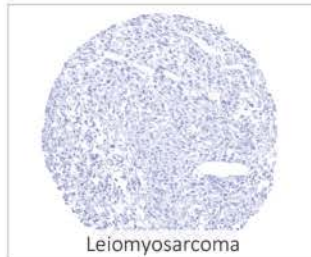
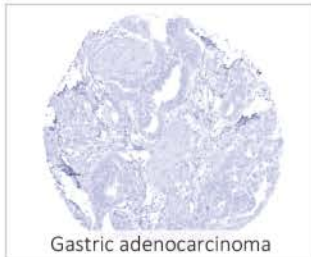
PA12 antibody [HMV330] HistoMAX™ (GTX640562)



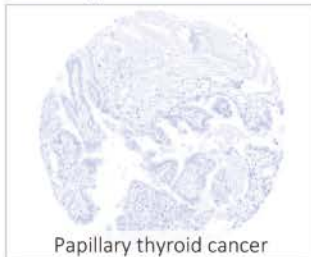
pan Cytokeratin antibody [MSVA-000R] HistoMAX™ (GTX04363)



PAPP A antibody [MSVA-780M] HistoMAX™ (GTX04437)



Parathyroid Hormone antibody [MSVA-525R] HistoMAX™ (GTX04405)



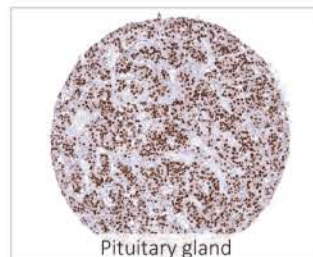
Product Images

Recombinant HistoMAX

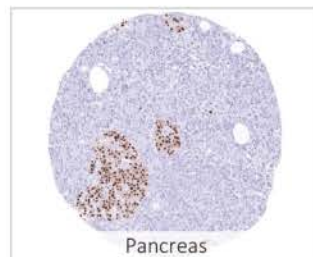
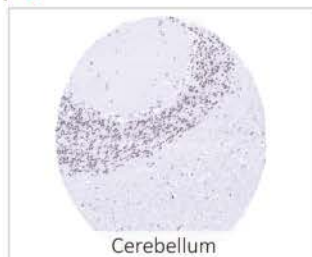
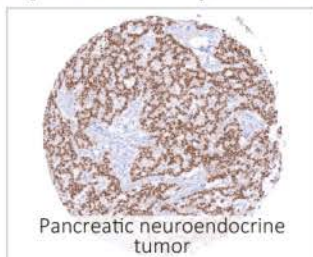
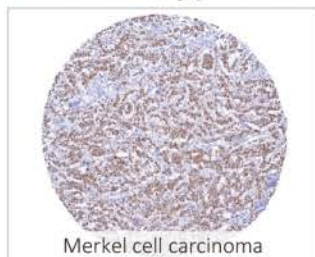
Cancer tissue

Normal tissue

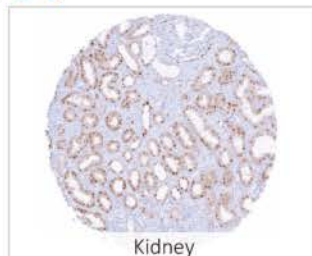
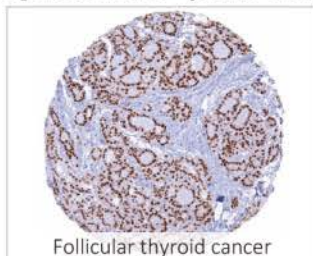
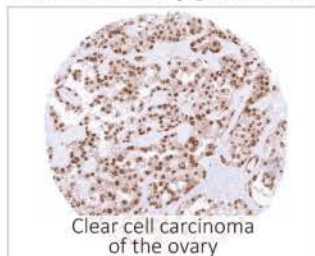
PARP antibody [HMV334] HistoMAX™ (GTX640566)



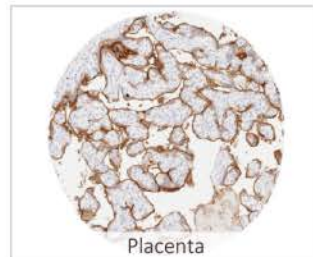
PAX6 antibody [MSVA-706M] HistoMAX™ (GTX04487)



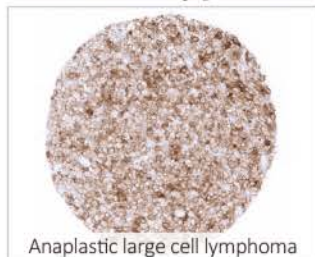
PAX8 antibody [MSVA-708R] HistoMAX™ (GTX04430)



PD-L1 antibody [H302] HistoMAX™ (GTX639925)



PD-L1 antibody [MSVA-711R] HistoMAX™ (GTX04362)

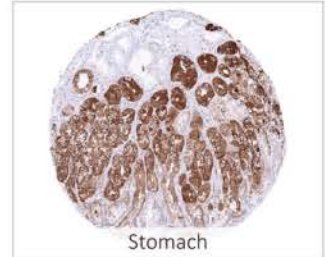
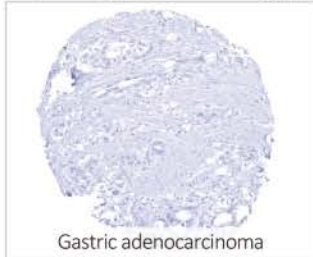


Product Images

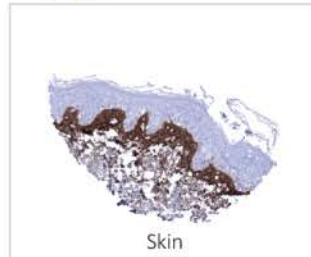
Cancer tissue

Normal tissue

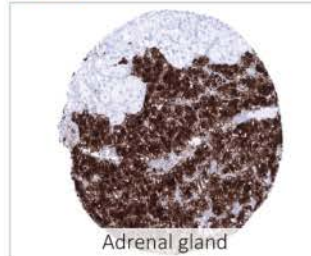
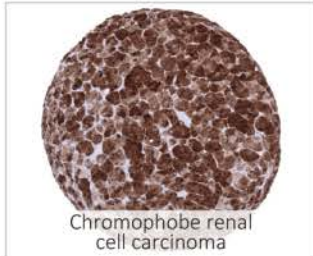
Pepsinogen I antibody [HMV318] HistoMAX™ (GTX639942)



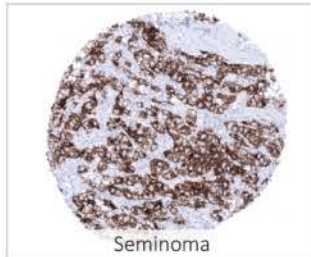
Periostin antibody [MSVA-649M] HistoMAX™ (GTX04460)



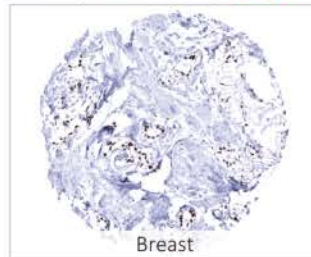
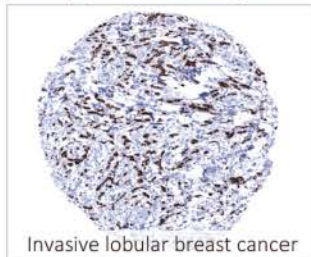
PGP9.5 antibody [MSVA-905R] HistoMAX™ (GTX04438)



Placental Alkaline Phosphatase antibody [MSVA-350R] HistoMAX™ (GTX04413)



Progesterone Receptor antibody [MSVA-570R] HistoMAX™ (GTX04431)



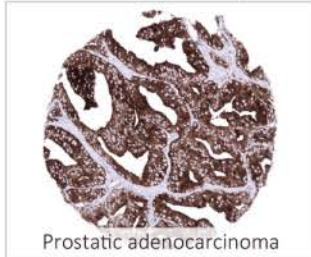
Product Images

Recombinant HistoMAX

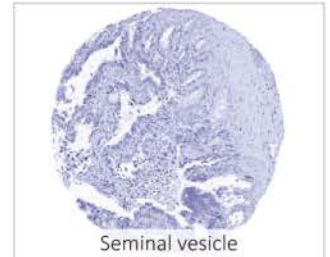
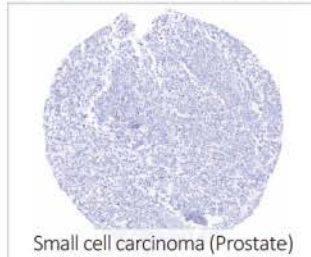
Cancer tissue

Normal tissue

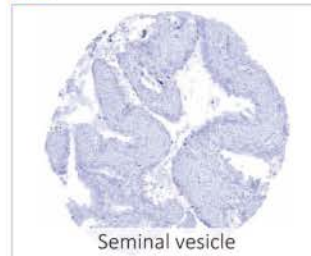
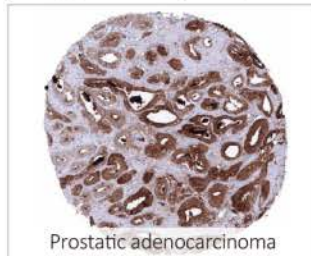
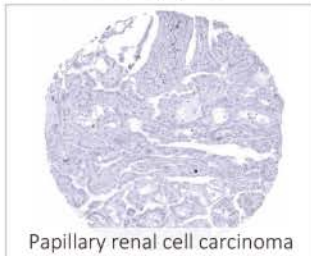
Prostatic Acid Phosphatase antibody [MSVA-452M] HistoMAX™ (GTX04396)



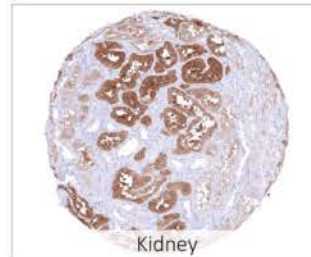
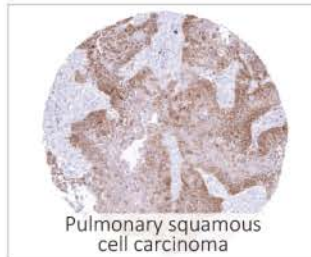
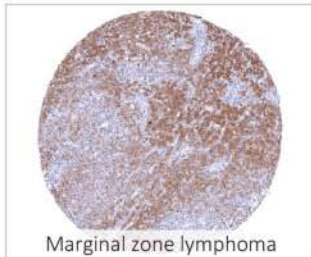
Prostein antibody [MSVA-460R] HistoMAX™ (GTX04965)



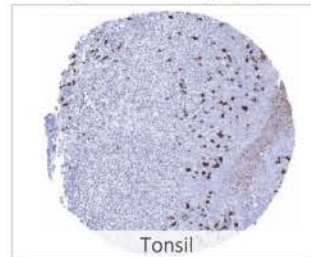
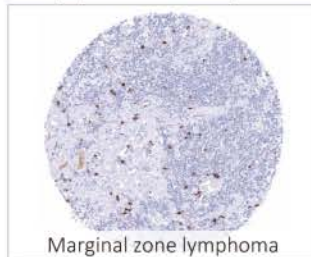
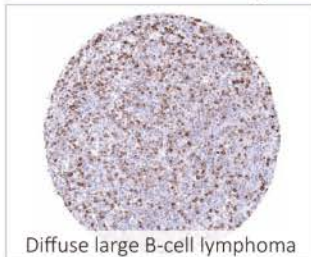
PSA antibody [MSVA-603R] HistoMAX™ (GTX04481)



PSAT1 antibody [HMV331] HistoMAX™ (GTX640563)



Rabbit anti-human IgA antibody [MSVA-700R] HistoMAX™ (GTX04490)

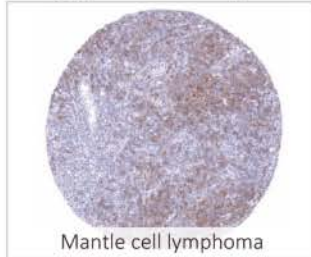


Product Images

Cancer tissue

Normal tissue

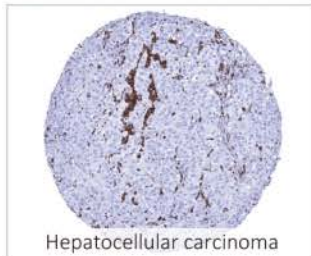
Rabbit anti-human IgD antibody [MSVA-701R] HistoMAX™ (GTX04491)



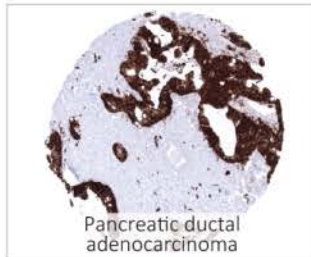
S100 beta antibody [MSVA-490R] HistoMAX™ (GTX04404)



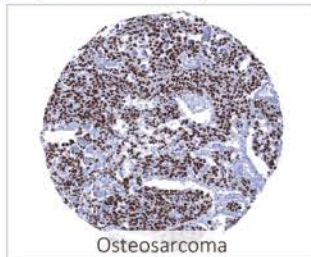
S100A12 antibody [MSVA-812M] HistoMAX™ (GTX04449)



S100P antibody [MSVA-480R] HistoMAX™ (GTX04398)



SATB2 antibody [MSVA-702R] HistoMAX™ (GTX04414)



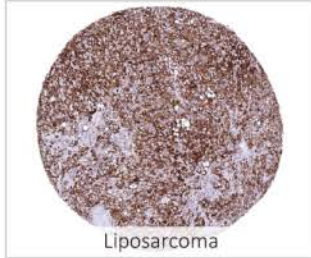
Product Images

Recombinant HistoMAX

Cancer tissue

Normal tissue

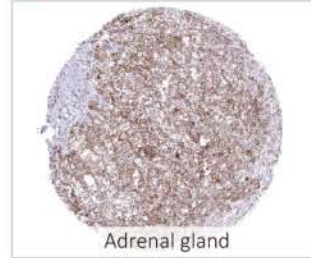
SDHA antibody [HMV336] HistoMAX™ (GTX640916)



Liposarcoma



Parathyroid adenoma

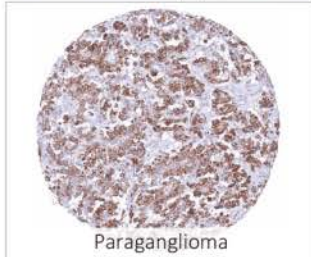


Adrenal gland

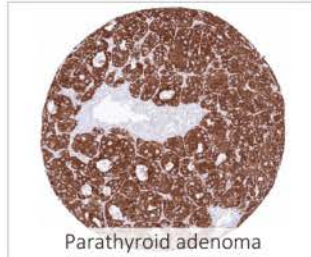


Liver

SDHB antibody [HMV320] HistoMAX™ (GTX639944)



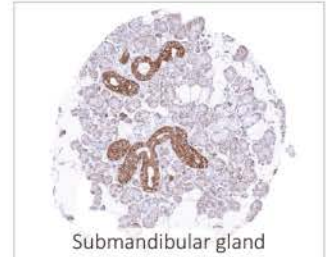
Paraganglioma



Parathyroid adenoma



Heart

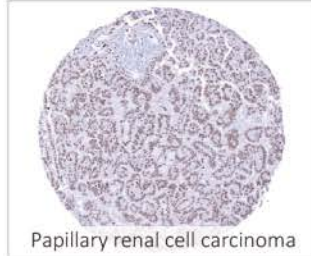


Submandibular gland

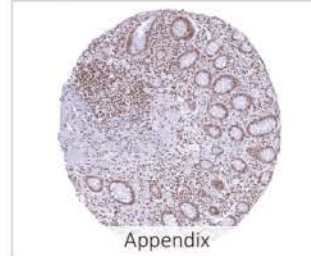
SMARCA2 antibody [HMV337] HistoMAX™ (GTX640917)



Basal cell carcinoma



Papillary renal cell carcinoma



Appendix



Lymph node

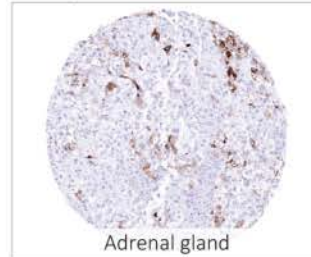
Somatostatin antibody [HMV303] HistoMAX™ (GTX639926)



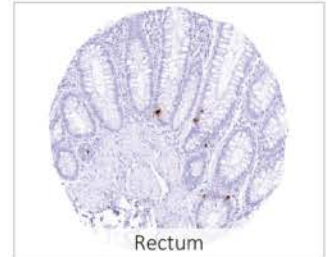
Duodenal neuroendocrine tumor



Esophageal adenocarcinoma



Adrenal gland

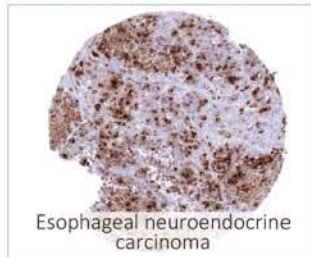


Rectum

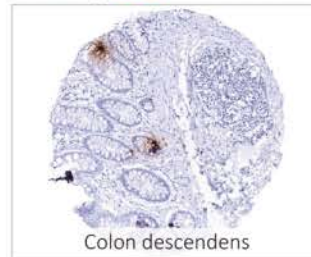
Somatostatin antibody [MSVA-638R] HistoMAX™ (GTX04473)



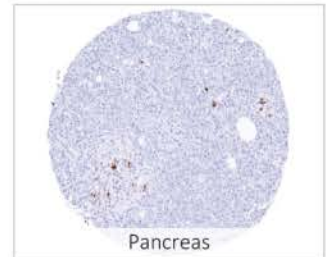
Brenner tumor (Ovary)



Esophageal neuroendocrine carcinoma



Colon descendens



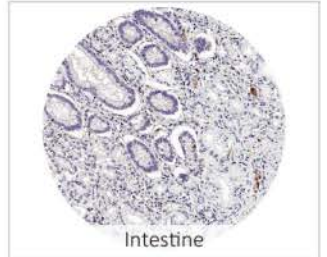
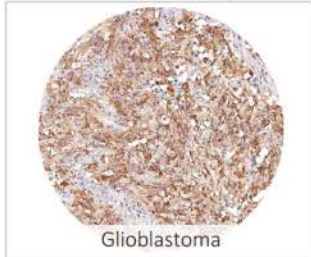
Pancreas

Product Images

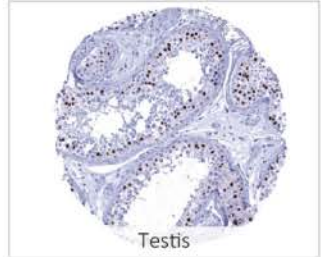
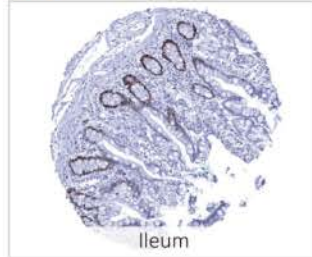
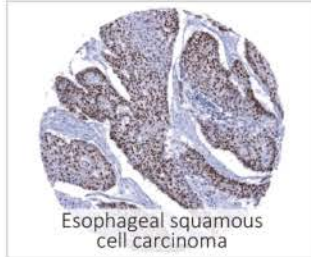
Cancer tissue

Normal tissue

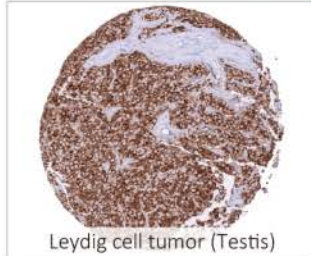
Somatostatin receptor 3 antibody [H340] HistoMAX™ (GTX641401)



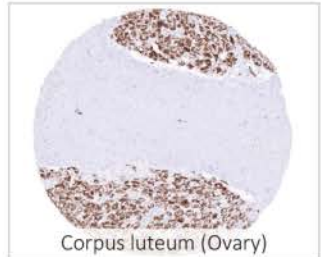
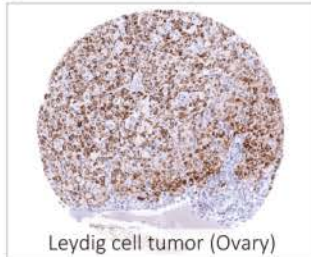
SOX9 antibody [MSVA-709R] HistoMAX™ (GTX04459)



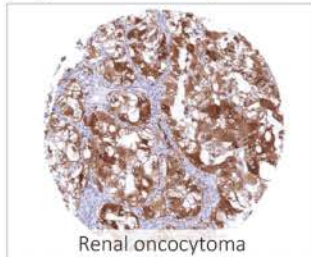
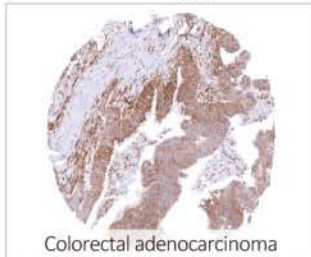
StAR antibody [HMV306] HistoMAX™ (GTX639930)



StAR antibody [MSVA-740R] HistoMAX™ (GTX04483)



STING antibody [MSVA-515M] HistoMAX™ (GTX04484)



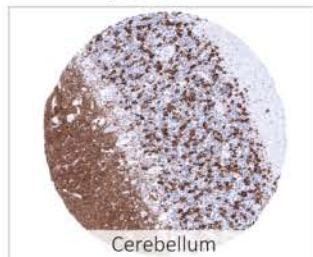
Product Images

Recombinant HistoMAX

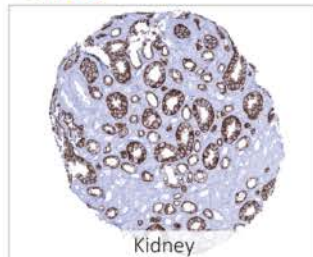
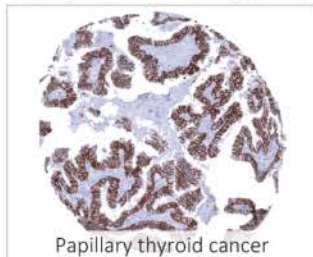
Cancer tissue

Normal tissue

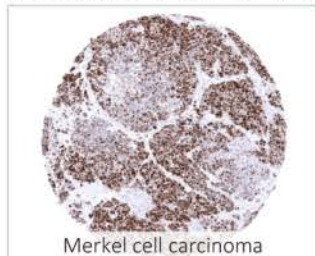
Synaptophysin antibody [MSVA-462R] HistoMAX™ (GTX04371)



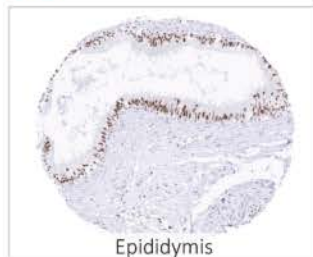
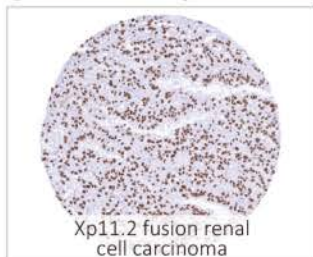
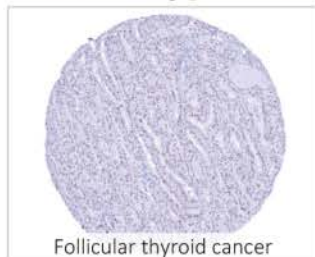
TACSTD2 antibody [MSVA-733R] HistoMAX™ (GTX04443)



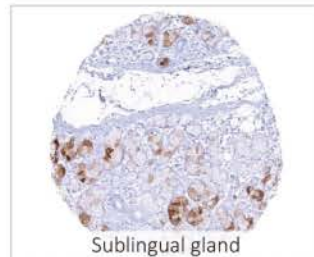
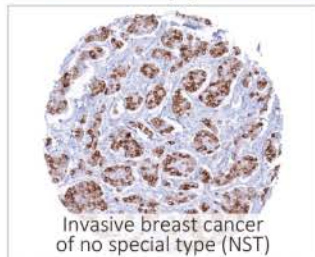
TdT antibody [MSVA-453R] HistoMAX™ (GTX04417)



TFE3 antibody [MSVA-403R] HistoMAX™ (GTX04963)



TFF1 antibody [MSVA-482M] HistoMAX™ (GTX04488)

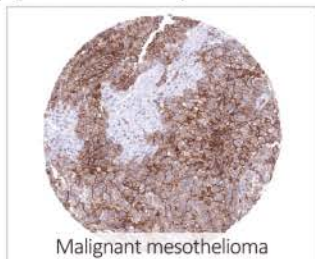


Product Images

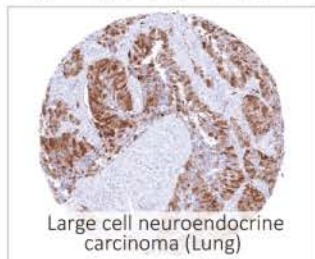
Cancer tissue

Normal tissue

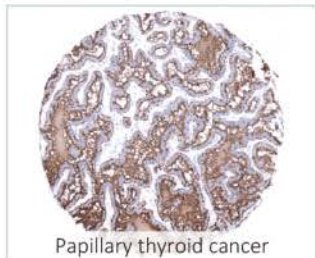
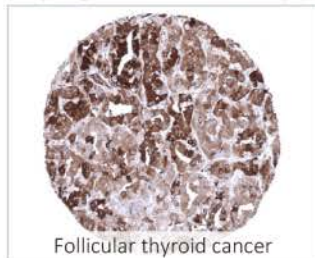
Thrombomodulin antibody [MSVA-141M] HistoMAX™ (GTX04446)



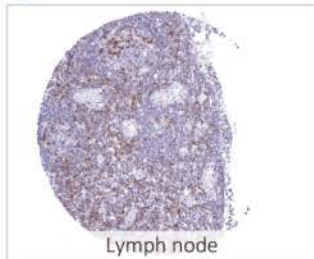
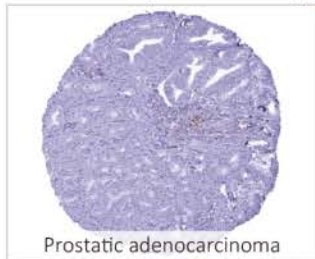
Thymidylate synthase antibody [HMV305] HistoMAX™ (GTX639929)



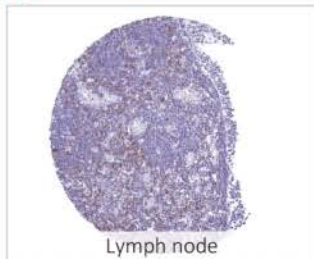
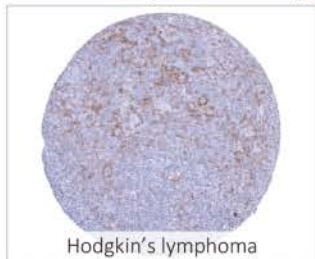
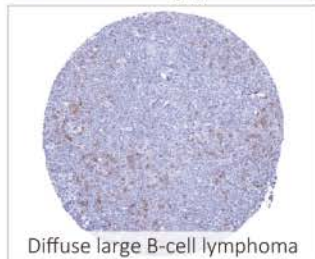
Thyroglobulin antibody [MSVA-189R] HistoMAX™ (GTX04365)



TIGIT antibody [HMV322] HistoMAX™ (GTX639946)



TIGIT antibody [HMV323] HistoMAX™ (GTX639947)



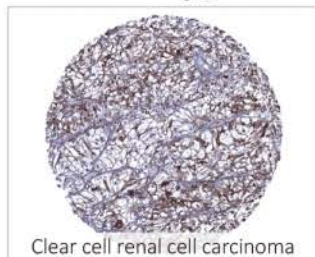
Product Images

Recombinant HistoMAX

Cancer tissue

Normal tissue

TIM-3 antibody [MSVA-366R] HistoMAX™ (GTX04440)



Clear cell renal cell carcinoma



Liposarcoma

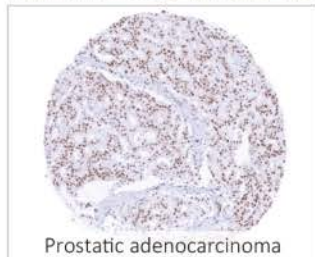


Epididymis



Spleen

TLE1 antibody [MSVA-856R] HistoMAX™ (GTX04966)



Prostatic adenocarcinoma



Synovial sarcoma

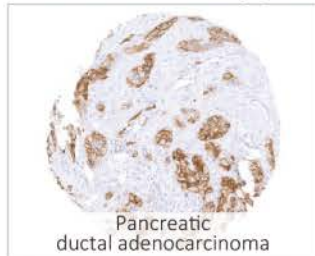


Ovary

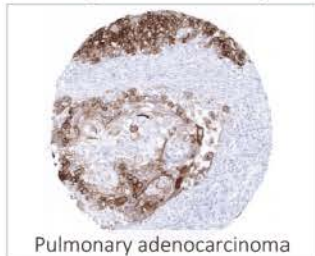


Placenta

TMEM16A antibody [MSVA-201M] HistoMAX™ (GTX04369)



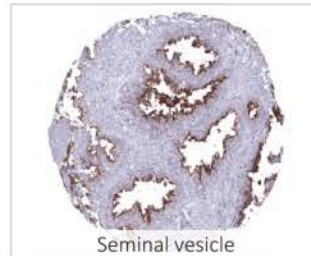
Pancreatic ductal adenocarcinoma



Pulmonary adenocarcinoma

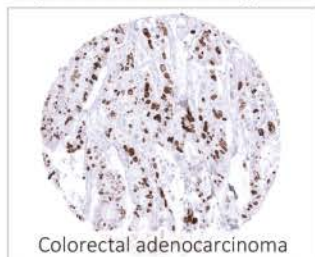


Breast



Seminal vesicle

Topoisomerase II alpha antibody [MSVA-802R] HistoMAX™ (GTX04422)



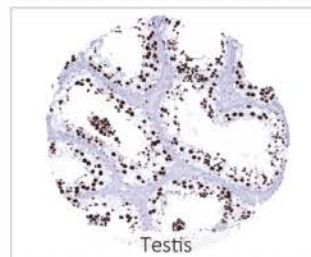
Colorectal adenocarcinoma



Muscle-invasive urothelial carcinoma



Colon



Testis

TRIM29 antibody [MSVA-629M] HistoMAX™ (GTX04467)



Laryngeal squamous cell carcinoma



Pulmonary adenocarcinoma



Esophagus



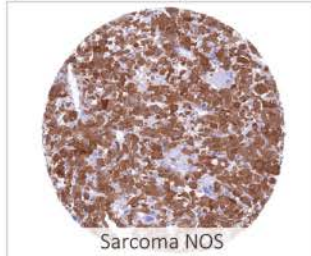
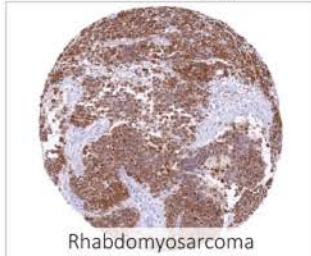
Tonsil

Product Images

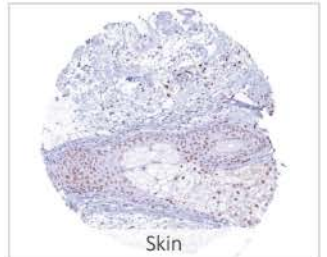
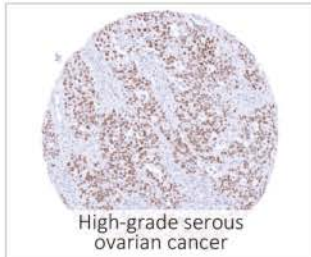
Cancer tissue

Normal tissue

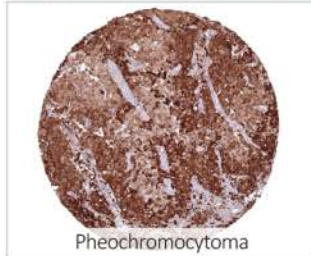
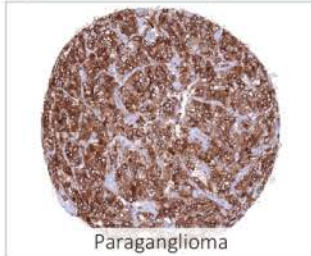
TRIM72 antibody [HMV313] HistoMAX™ (GTX639937)



TRPS1 antibody [MSVA-512R] HistoMAX™ (GTX04485)



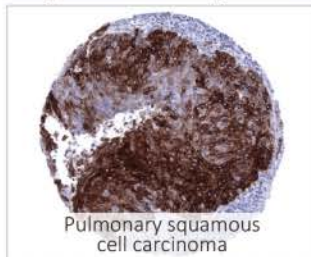
Tyrosine Hydroxylase antibody [HMV312] HistoMAX™ (GTX639936)



UPK1A antibody [MSVA-735M] HistoMAX™ (GTX04462)



UPK1B antibody [MSVA-734M] HistoMAX™ (GTX04450)



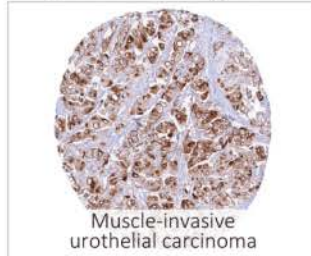
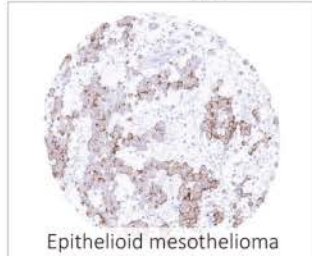
Product Images

Recombinant HistoMAX

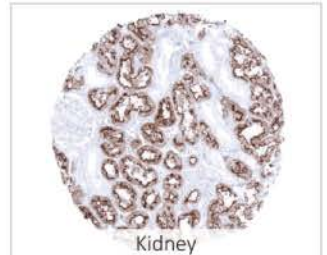
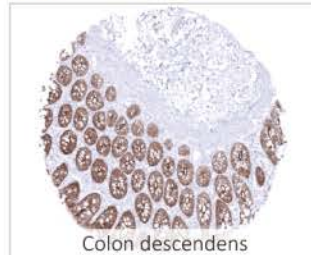
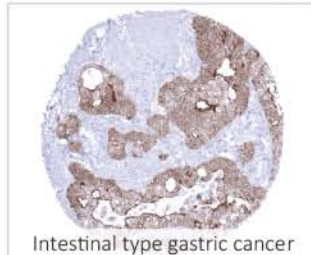
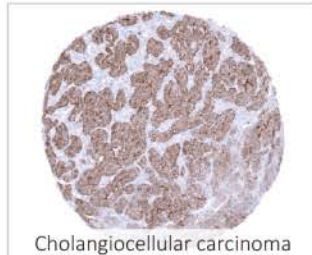
Cancer tissue

Normal tissue

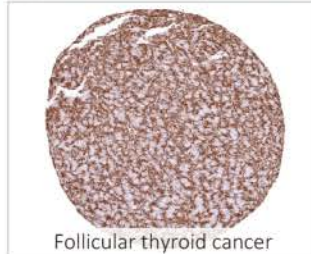
UPK3B antibody [MSVA-736M] HistoMAX™ (GTX04476)



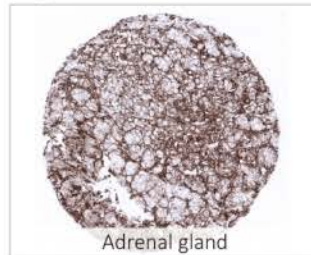
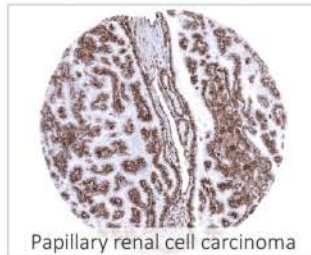
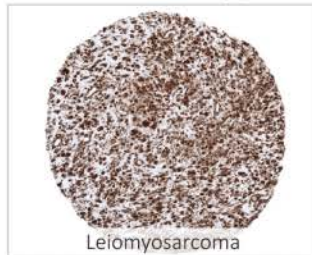
Villin antibody [MSVA-459R] HistoMAX™ (GTX04400)



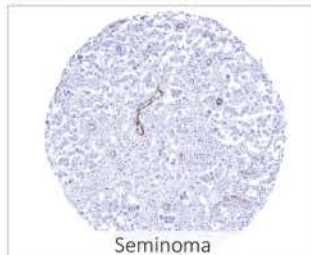
Vimentin antibody [HMV332] HistoMAX™ (GTX640564)



Vimentin antibody [MSVA-458R] HistoMAX™ (GTX04418)



VWF antibody [MSVA-521R] HistoMAX™ (GTX04412)

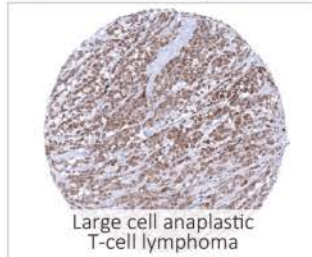


Product Images

Cancer tissue

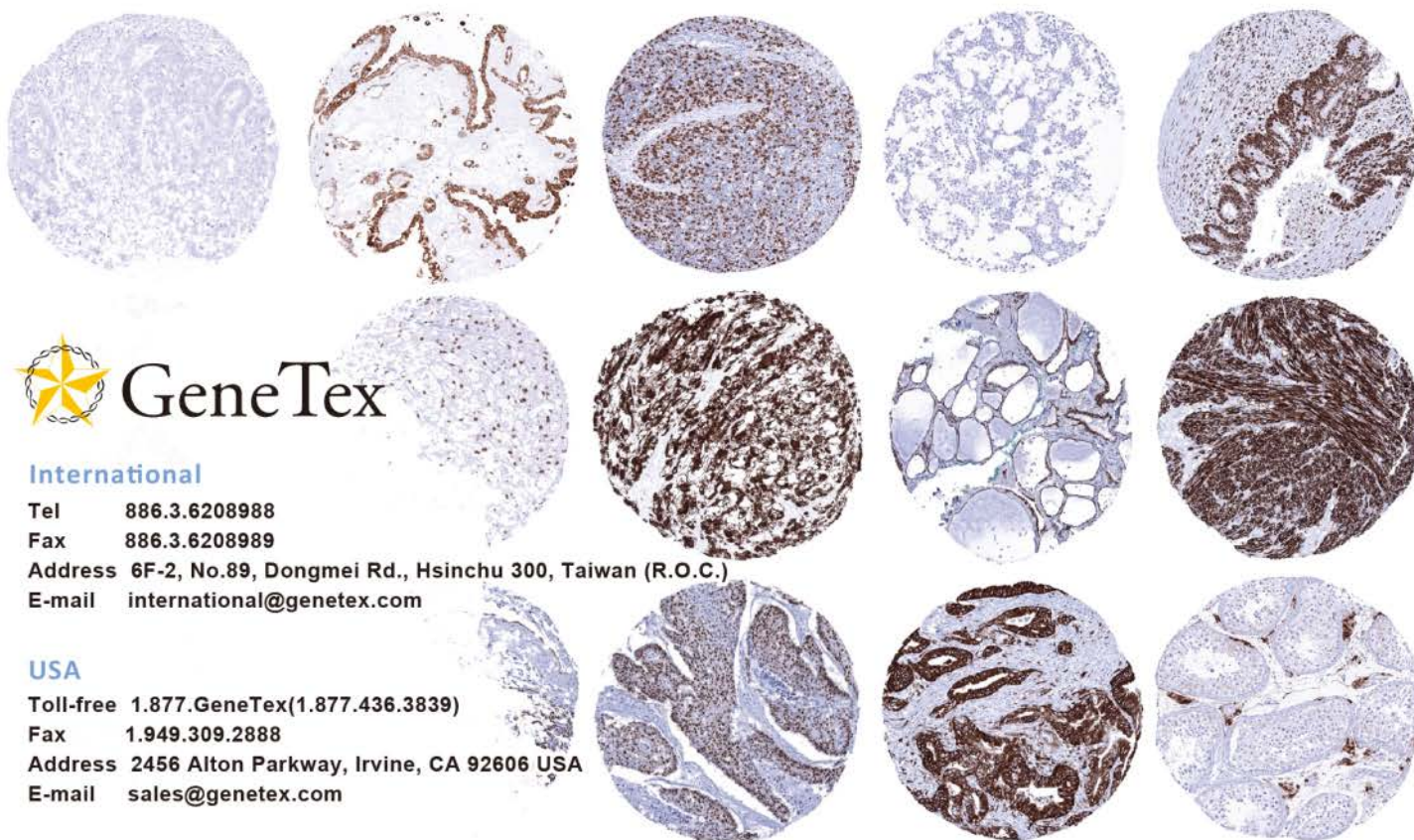
Normal tissue

ZAP70 antibody [MSVA-870R] HistoMAX™ (GTX04441) 



www.GeneTex.com

Quality Antibodies · Quality Results



GeneTex

International

Tel 886.3.6208988

Fax 886.3.6208989

Address 6F-2, No.89, Dongmei Rd., Hsinchu 300, Taiwan (R.O.C.)

E-mail international@genetex.com

USA

Toll-free 1.877.GeneTex(1.877.436.3839)

Fax 1.949.309.2888

Address 2456 Alton Parkway, Irvine, CA 92606 USA

E-mail sales@genetex.com



genetex